

RHODE ISLAND UNIFIED WORKFORCE DEVELOPMENT EXPENDITURE & PROGRAM REPORT FY2024



GOVERNOR'S WORKFORCE BOARD

RHODE ISLAND DEPARTMENT OF LABOR AND TRAINING

1511 Pontiac Avenue, Cranston, RI 02920 | dlt.gwbinfo@dlt.ri.gov | www.gwb.ri.gov | 401-462-8860

 RIGWB  @RI_DLT  RhodelslandDLT  ri_dlt

An equal opportunity employer. Auxiliary aids and services are available upon request. TTY via RI Relay: 711.

Table of Contents

Overview

About the Unified Workforce Development Expenditure and Program Report (UEP).....	4
Definitions.....	4
FY2024 Statewide Aggregate Workforce Expenditures (All Agencies/Programs).....	5
Rhode Island Department of Behavioral Healthcare, Developmental Disabilities, & Hospitals (BHDDH)	
Division of Developmental Disabilities Supported Employment Services.....	6
Rhode Island Department of Corrections (DOC)	
Adult Basic Education (ABE).....	7
General Educational Development (GED).....	8
Barbering Program.....	9
Vocational Education Programs.....	10
Correctional Industries Employment.....	11
Rhode Island Department of Labor and Training (DLT)	
Jobs for Veterans State Grant (JVSG).....	12
Migrant & Seasonal Farm Worker Program (MSFW).....	13
QUEST Grant Activities.....	14
Rapid Response Program (RR).....	15
Reemployment Services & Eligibility Assessment Program (RESEA).....	16
Senior Community Service Employment Program (SCSEP).....	17
State Apprenticeship Expansion Grant Formula (SAEF).....	18
State Apprenticeship Expansion, Equity and Innovation Grant (SAEEI).....	19
Trade Adjustment Assistance Program (TAA).....	20
WIOA Title I - Adult Program (Greater Rhode Island Local Area).....	21
WIOA Title I - Dislocated Worker Program (Greater Rhode Island Local Area).....	22
WIOA Title I - Youth Program (Greater Rhode Island Local Area).....	23
WIOA Title III - Wagner Peyser Program.....	24
Rhode Island Department of Transportation (DOT)	
State Transportation Employment Program (STEP).....	25
STEPConnect Program.....	26
Rhode Island Department of Human Services (DHS)	
Rhode Island Works - Project Opportunity.....	27
Rhode Island Works - Support Services.....	28
Rhode Island Works - Teen & Family Development.....	29
Rhode Island Works - Combined Contracts.....	30
SNAP - Employment & Training.....	31
Supported Employment (Office of Rehabilitation Services, ORS).....	32
Vocational Rehabilitation (Office of Rehabilitation Services, ORS).....	33
Rhode Island Department of Children, Youth, and Families (DCYF)	
RI Training School: Barbering Program.....	34

RI Training School: Culinary Program.....	35
RI Training School: Landscape Design Program.....	36
Harvest Kitchen.....	37
Rhode Island Department of Education (RIDE)	
Adult Education.....	38
Career & Technical Education.....	39
Rhode Island College (RIC)	
Certificate of Continuing Study in Medical Assistant Training.....	41
Certificate of Continuing Study in ESL Contextualized Medical Assistant Training.....	42
ESL Intensive Bridge to HealthCare.....	43
ESL Listening, Speaking and Reading	44
Certificate of Continuing Study in ESL Contextualized IT Support.....	45
Certificate of Continuing Study in Bookkeeping and Accounting (WOC).....	46
Certificate of Continuing Study in Bookkeeping and Accounting (WEC).....	47
Rhode Island Department of Labor and Training Governor’s Workforce Board (GWB)	
Work Immersion Program.....	48
Incumbent Worker Training.....	49
Non-Trade Apprenticeships.....	50
Real Jobs Rhode Island.....	51
Real Skills for Youth.....	52
PrepareRI: 8th Grade Career Exploration Fair.....	53
PrepareRI: High School Summer Internship Program.....	54
CommerceRI	
Wavemaker Fellowship.....	55

About the Unified Workforce Development Expenditure and Program Report

The Unified Workforce Development Expenditure and Program Report (UEP) is a report on all statewide employment and training programs as defined in [Rhode Island General Laws § 42-102-6\(b\)\(1\)](#), including:

- Information regarding the number of individuals served by each program;
- Demographic information by gender, race, and ethnicity;
- Data regarding the attainment of credentials;
- Other performance information as determined by the Board; and,
- Program expenditures (categorized as State or Federal and Administrative or Program).

Definitions

For the purposes of this report, the following definitions apply:

- **Workforce Program** – A state and/or federally funded program intended to help current or future members of the workforce obtain employment or advance in a career. These include youth initiatives and pipeline development programs, programs that help employers obtain or upskill workers, and learning programs for business owners and entrepreneurs.
- **Program Expenditures** – Expenditures directly related to the provision or implementation of a workforce program, including services to participants and employers. Some examples would be expenditures associated with participant intake, assessment and training, program oversight and performance monitoring, etc.
- **Administrative Expenditures** – Expenditures not directly related to the provision or implementation of a workforce program, including services to participants and employers. Some examples would be expenditures associated with accounting, procurement, personnel management, payroll, audits, legal services, etc.
- **Total Participants Served** – The total number of individuals who received some form of assistance through a specific workforce program during FY2024.
- **Average Cost Per Participant Served** – This report provides the average cost per participant served for each program. These costs were calculated by dividing total expenditures by the total participants served.
- **Incumbent Workers** – Employed adults who intend to remain and/or advance with the same employer they are currently working for.
- **Individuals with Barriers to Employment** (this category includes the following groups)
 - New immigrants or refugees
 - Adults with limited English proficiency
 - Adults who did not graduate from high school or obtain a GED
 - Adults who have never been employed, or who have been unemployed or underemployed for more than six (6) months
 - Individuals with disabilities
 - Veterans
 - Current or aged-out foster youth
 - Justice-involved individuals



FY2024 Aggregate Workforce Expenditures

ALL AGENCIES / PROGRAMS

Agency	FY24 Federal Expenditures	FY24 State Expenditures	FY24 Total Expenditures	FY24 Total Served*	Average Cost Per Person**
Rhode Island Department of Labor and Training (DLT)	\$35,817,671	\$14,807,534	\$50,625,205	33,490	\$1,512
Rhode Island Department of Human Services (DHS)	\$24,543,514	\$4,075,044	\$28,618,558	9,597	\$2,982
Rhode Island Department of Education (RIDE)	\$8,495,657	\$9,440,000	\$17,935,657	17,926	\$1,001
Rhode Island Department of Corrections (DOC)	\$204,296	\$3,115,796	\$3,320,092	904	\$3,673
Rhode Island College (RIC)	\$97,305	\$502,767	\$600,072	290	\$2,069
Rhode Island Commerce Corporation	\$0	\$4,000,000	\$4,000,000	262	\$15,267
Rhode Island Department of Transportation (DOT)	\$501,459	\$81,000	\$582,459	1,441	\$404
Rhode Island Department of Children, Youth, and Families (DCYF)	\$90,218	\$296,790	\$387,008	216	\$1,792
Rhode Island Department of Behavioral Healthcare, Developmental Disabilities, and Hospitals (BHDDH)	\$5,120,274	\$3,972,624	\$9,092,898	1,979	\$4,595
Totals:	\$74,870,394	\$40,291,555	\$115,161,949	66,105	\$1,742

* Total Number Served may underestimate actual numbers served due to programs with unreported data

** Average Cost per Person Served may overestimate actual costs where programs reported expenditures without reporting the number served



DEPARTMENT OF BEHAVIORAL HEALTHCARE, DEVELOPMENTAL DISABILITIES, & HOSPITALS

Supported Employment Services

Program Objective(s): The Division of Developmental Disabilities employment program serves eligible adults with intellectual and developmental disabilities through a network of community providers who provide supported employment supports to explore job interests, develop skills, and find, secure, and retain competitive employment. Programs include individualized job development and job training as needed.

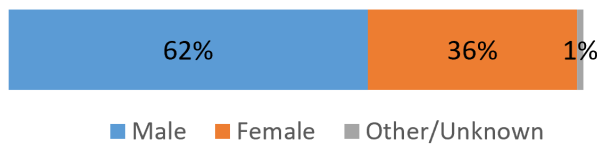
Target Population(s) Served: Unemployed/Underemployed Adult Youth Aged 14-24
 Individuals with Barriers to Employment Incumbent Workers Employers Other

FY2024 Expenditures	
Federal Administrative \$5,120,274	State Administrative \$3,972,624
Federal Program \$0	State Program \$0
Total: \$9,092,898	

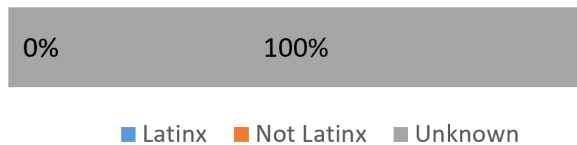
FY2024 Performance and Outcomes	
Total Participants Served:	1,979
Total Participants Completed:	0
Total Participants Still Active:	1,869
Total Participants Obtaining Credentials:	Not reported
Total Participants Entering Employment:	800
Average Placement Wage:	Not reported
Average Cost Per Participant Served:	\$4,595
Total Unique Employers Benefited:	Not reported

FY2024 Participant Demographics

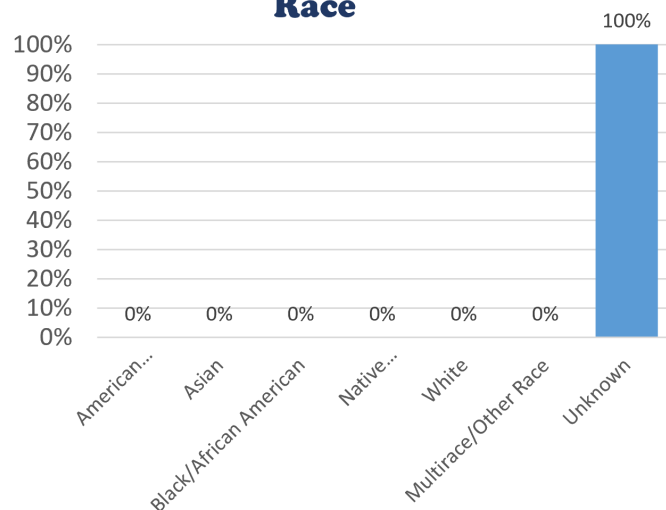
Gender



Ethnicity



Race



Notes:
Not reported



DEPARTMENT OF CORRECTIONS

Adult Basic Education (ABE)

Program Objective(s): Classroom instruction intended to improve reading comprehension, mathematic computation and application, and written expression; objective is to acquire academic skills.

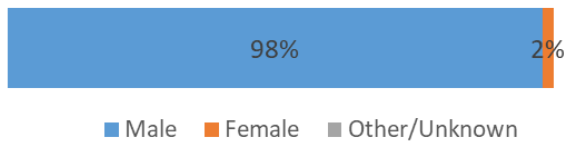
Target Population(s) Served: Unemployed/Underemployed Adult Youth Aged 14-24
 Individuals with Barriers to Employment Incumbent Workers Employers Other

FY2024 Expenditures	
Federal Administrative \$0	State Administrative \$63,474
Federal Program \$111,548	State Program \$1,557,639
Total: \$1,732,661	

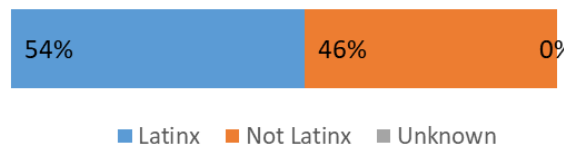
FY2024 Performance and Outcomes	
Total Participants Served:	95
Total Participants Completed:	0
Total Participants Still Active:	76
Total Participants Obtaining Credentials:	CT*
Total Participants Entering Employment:	CT*
Average Placement Wage:	N/A
Average Cost Per Participant Served:	\$18,239
Total Unique Employers Benefited:	N/A

FY2024 Participant Demographics

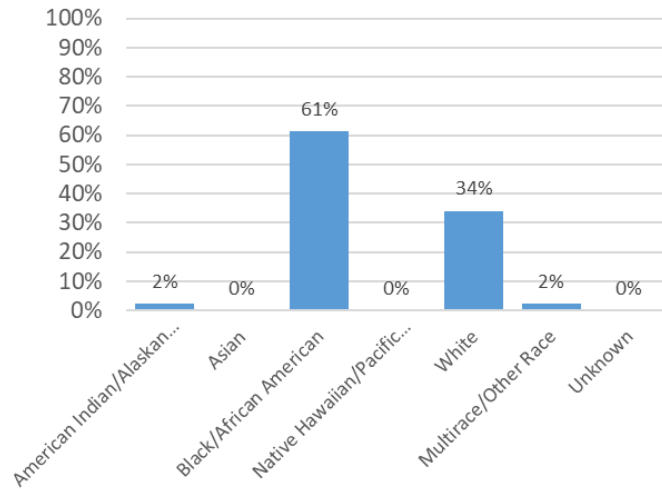
Gender



Ethnicity



Race



Notes:

Adult Basic Education programs award completion certificates. *CT Cannot Track



DEPARTMENT OF CORRECTIONS

General Educational Development (GED)

Program Objective(s): For students that have demonstrated competencies in fundamental academics (literacy, mathematics, and written expression) to begin preparation to take the GED examination.

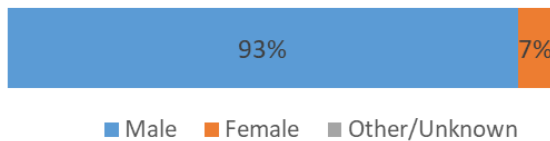
Target Population(s) Served: Unemployed/Underemployed Adult Youth Aged 14-24
 Individuals with Barriers to Employment Incumbent Workers Employers Other

FY2024 Expenditures	
Federal Administrative \$0	State Administrative \$141,648
Federal Program \$0	State Program \$118,943
Total: \$260,591	

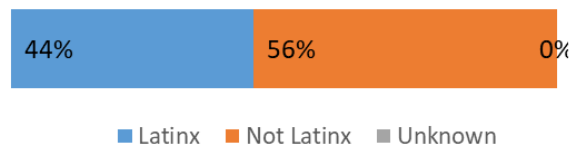
FY2024 Performance and Outcomes	
Total Participants Served:	473
Total Participants Completed:	28
Total Participants Still Active:	360
Total Participants Obtaining Credentials:	CT*
Total Participants Entering Employment:	CT*
Average Placement Wage:	N/A
Average Cost Per Participant Served:	\$551
Total Unique Employers Benefited:	N/A

FY2024 Participant Demographics

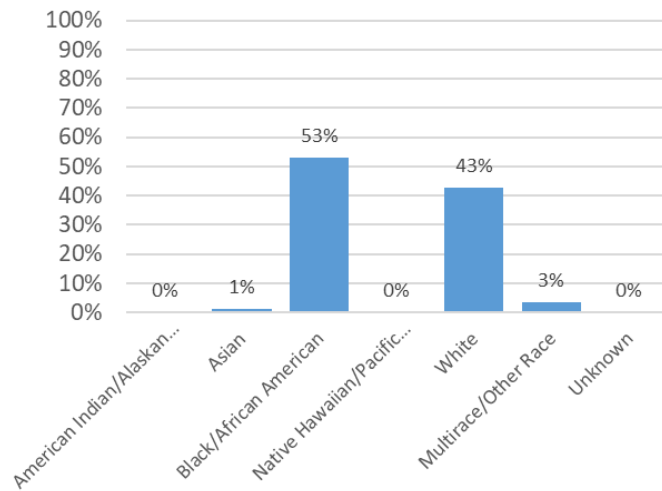
Gender



Ethnicity



Race



Notes:

GED programs award completion certificates. *CT Cannot Track



DEPARTMENT OF CORRECTIONS

Barbering Program

Program Objective(s): Completion consists of classroom and barbershop practicum experience, including time in Barbering Year 1 Apprentice, and passing the RI State Barbering exam.

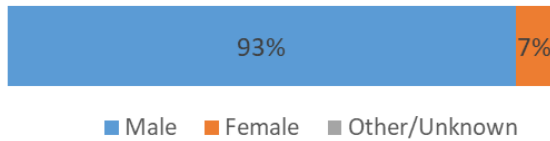
Target Population(s) Served: Unemployed/Underemployed Adult Youth Aged 14-24
 Individuals with Barriers to Employment Incumbent Workers Employers Other

FY2024 Expenditures	
Federal Administrative \$0	State Administrative \$0
Federal Program \$0	State Program \$95,900
Total: \$95,900	

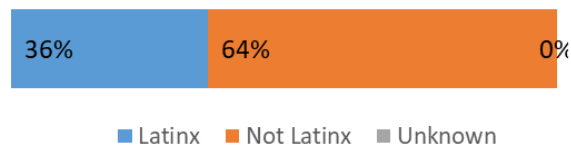
FY2024 Performance and Outcomes	
Total Participants Served:	72
Total Participants Completed:	11
Total Participants Still Active:	17
Total Participants Obtaining Credentials:	CT*
Total Participants Entering Employment:	CT*
Average Placement Wage:	N/A
Average Cost Per Participant Served:	\$1,332
Total Unique Employers Benefited:	N/A

FY2024 Participant Demographics

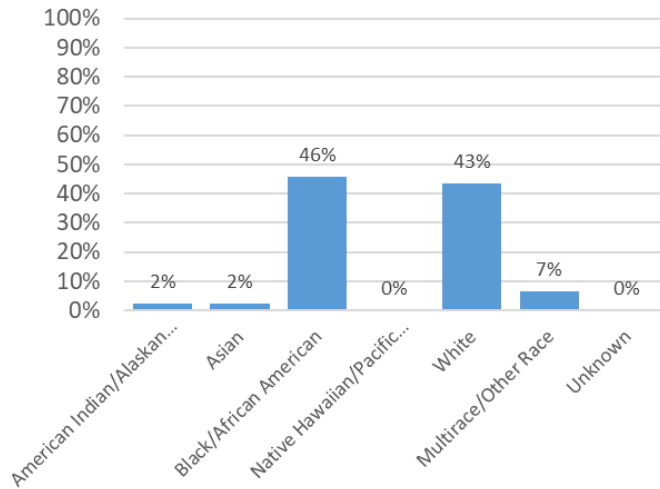
Gender



Ethnicity



Race



Notes:

Barbering Program completion indicates that the individual passed the RI Barbering Licensing Exam. *CT Cannot Track



DEPARTMENT OF CORRECTIONS

VOC-ED Programs

Program Objective(s): Voc-Ed Programs include a range of programs, including Advanced Solid Modeling (CCRI), Building Construction (CCRI), Culinary, ServSafe, HVAC (CCRI), and Ministry Training.

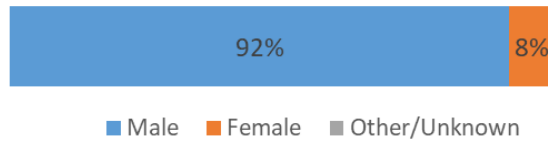
Target Population(s) Served: Unemployed/Underemployed Adult Youth Aged 14-24
 Individuals with Barriers to Employment Incumbent Workers Employers Other

FY2024 Expenditures	
Federal Administrative \$0	State Administrative \$150,333
Federal Program \$92,748	State Program \$113,366
Total: \$356,447	

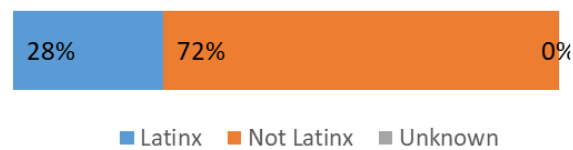
FY2024 Performance and Outcomes	
Total Participants Served:	225
Total Participants Completed:	29
Total Participants Still Active:	8
Total Participants Obtaining Credentials:	CT*
Total Participants Entering Employment:	CT*
Average Placement Wage:	N/A
Average Cost Per Participant Served:	\$1,584
Total Unique Employers Benefited:	N/A

FY2024 Participant Demographics

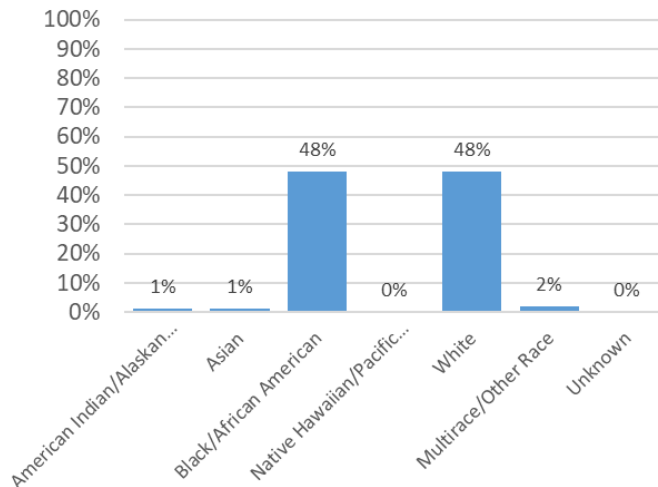
Gender



Ethnicity



Race



Notes:

*CT Cannot Track



DEPARTMENT OF CORRECTIONS

Correctional Industries Employment

Program Objective(s): Correctional Industries Jobs Include: Service Crews(Moving/Utility & Assembly/Utility, Waterplace Park), Autoshop, Garment Shop, Plate Shop, Print Shop, Upholstry/Furniture Shop.

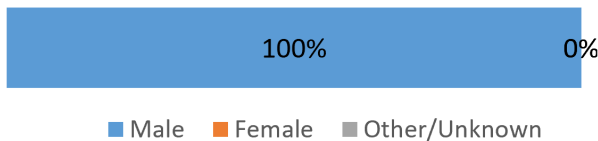
Target Population(s) Served: Unemployed/Underemployed Adult Youth Aged 14-24
 Individuals with Barriers to Employment Incumbent Workers Employers Other

FY2024 Expenditures	
Federal Administrative \$0	State Administrative \$39,156
Federal Program \$0	State Program \$835,337
Total: \$874,494	

FY2024 Performance and Outcomes	
Total Participants Served:	39
Total Participants Completed:	N/A
Total Participants Still Active:	22
Total Participants Obtaining Credentials:	CT*
Total Participants Entering Employment:	CT*
Average Placement Wage:	N/A
Average Cost Per Participant Served:	\$22,423
Total Unique Employers Benefited:	N/A

FY2024 Participant Demographics

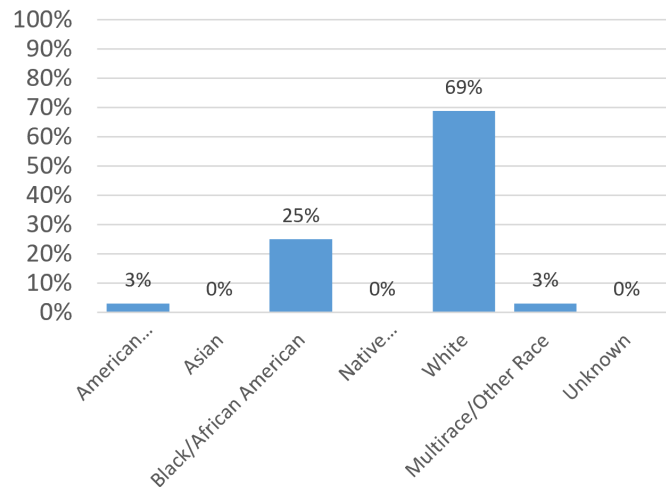
Gender



Ethnicity



Race



Notes:

*CT Cannot Track

Program Objective(s): The purpose of the Jobs for Veterans State Grant (JVSG) Program is to allocate to each state the resources necessary to focus on providing intensive employment and training services to Veterans and eligible spouses with significant barriers to employment .

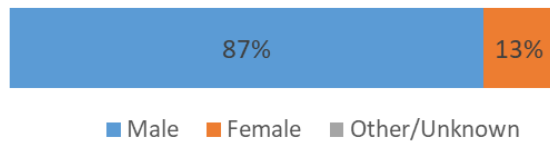
Target Population(s) Served: Unemployed/Underemployed Adult Youth Aged 14-24
 Individuals with Barriers to Employment Incumbent Workers Employers Other

FY2024 Expenditures	
Federal Administrative \$86,198	State Administrative \$0
Federal Program \$469,698	State Program \$0
Total: \$555,896	

FY2024 Performance and Outcomes	
Total Participants Served:	84
Total Participants Completed:	68
Total Participants Still Active:	N/A
Total Participants Obtaining Credentials:	N/A
Total Participants Entering Employment:	34
Average Placement Wage:	\$48,092
Average Cost Per Participant Served:	\$6,618
Total Unique Employers Benefited:	N/A

FY2024 Participant Demographics

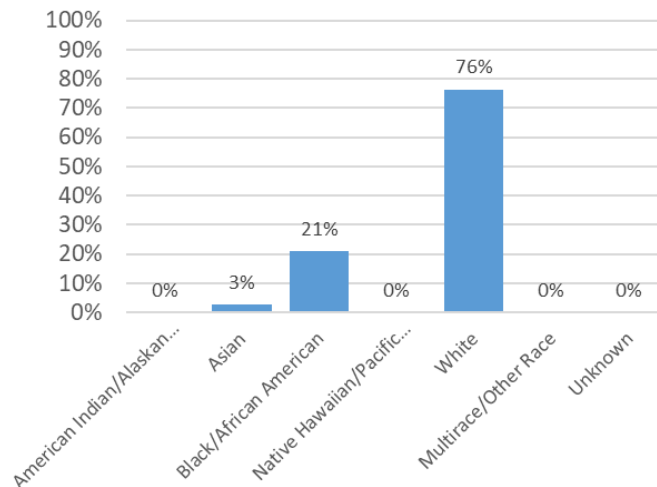
Gender



Ethnicity



Race



Notes:

Average Placement Wage refers to Median Wages earned 2nd Quarter after Exit for Cohort Period 07/01/2022-06/30/2023. Total Entering Employment refers to Employment 2nd Quarter after Exit for Cohort Period 07/01/2022-06/30/2023. Completions (Exiters) from ETA Reports are from Cohort Period 04/01/2024-03/31/2024 per Federal Reporting structure.

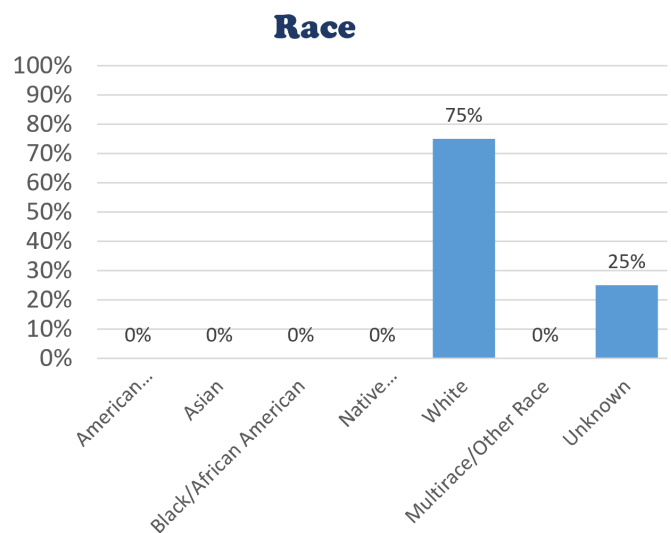
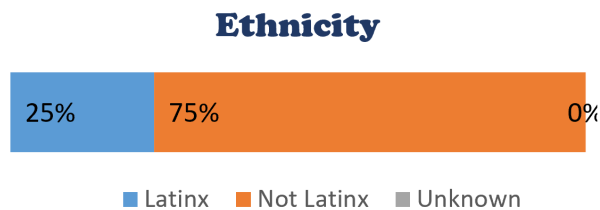
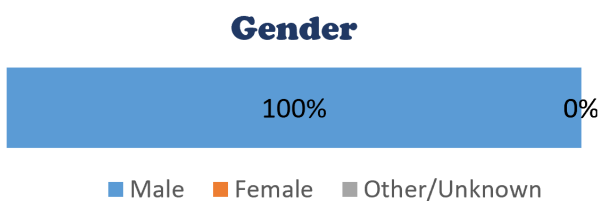
Program Objective(s): The National Farmworker Jobs Program (NFJP) provides funding to community-based organizations and public agencies to assist migrant and seasonal farmworkers (MSFWs) and their dependents attain greater economic stability. Farmworkers also receive training and employment services through the nationwide network of American Job Centers, also called One-Stop Career Centers. The Monitor Advocate system, with responsibilities at the national, regional, and state levels, helps ensure that farmworkers are served equitably through workforce programs.

Target Population(s) Served: Unemployed/Underemployed Adult Youth Aged 14-24
 Individuals with Barriers to Employment Incumbent Workers Employers Other

FY2024 Expenditures	
Federal Administrative \$0	State Administrative \$0
Federal Program \$103,688	State Program \$0
Total: \$103,688	

FY2024 Performance and Outcomes	
Total Participants Served:	4
Total Participants Completed:	4
Total Participants Still Active:	N/A
Total Participants Obtaining Credentials:	N/A
Total Participants Entering Employment:	N/A
Average Placement Wage:	\$35,896
Average Cost Per Participant Served:	\$25,922
Total Unique Employers Benefited:	N/A

FY2024 Participant Demographics



Notes:

Average Placement Wage refers to Median Wages earned 2nd Quarter after Exit for Cohort Period 07/01/2022-06/30/2023.

Program Objective(s): Quality Jobs, Equity, Strategy, and Training (QUEST) Disaster Recovery National Dislocated Worker Grants (DWGs), aim to enhance the public workforce system’s ongoing efforts to assist unemployed and underemployed workers through worker and business engagement, elevating equity, and connecting jobseekers to high-quality jobs.

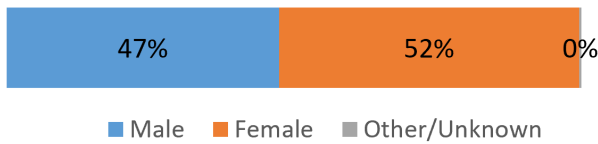
Target Population(s) Served: Unemployed/Underemployed Adult Youth Aged 14-24
 Individuals with Barriers to Employment Incumbent Workers Employers Other

FY2024 Expenditures	
Federal Administrative \$86,121	State Administrative \$0
Federal Program \$7,331,829	State Program \$0
Total: \$7,417,950	

FY2024 Performance and Outcomes	
Total Participants Served:	2,170
Total Participants Completed:	1,471
Total Participants Still Active:	N/A
Total Participants Obtaining Credentials:	29
Total Participants Entering Employment:	57
Average Placement Wage:	\$32,940
Average Cost Per Participant Served:	\$0
Total Unique Employers Benefited:	N/A

FY2024 Participant Demographics

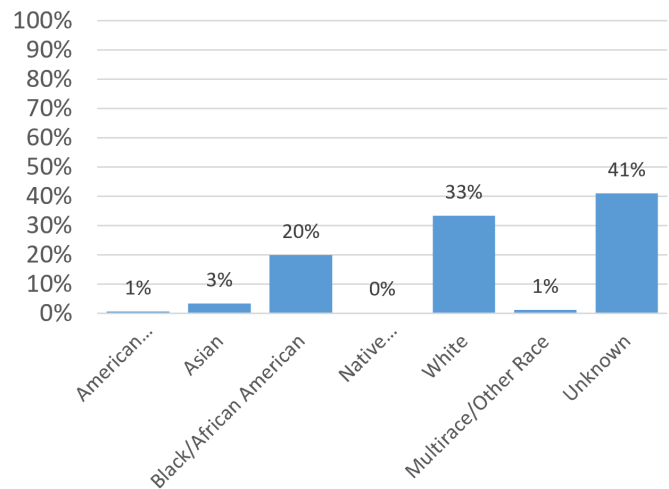
Gender



Ethnicity



Race



Notes:

Average Placement Wage refers to Median Wages earned 2nd Quarter after Exit for Cohort Period 07/01/2022-06/30/2023. Total Entering Employment refers to Employment 2nd Quarter after Exit for Cohort Period 07/01/2022-06/30/2023. Completions (Exiters) from ETA Reports are from Cohort Period 04/01/2024-03/31/2024. 'Total Obtaining Credentials' is from Cohort Period 01/01/2022-12/31/2022.

Program Objective(s): Rapid Response provides an array of services to workers who lose their employment through no fault of their own, generally due to layoff and/or plant/business closings. The program also assists growing companies in accessing the resources they need to continue to be successful, including helping meet existing and future talent needs.

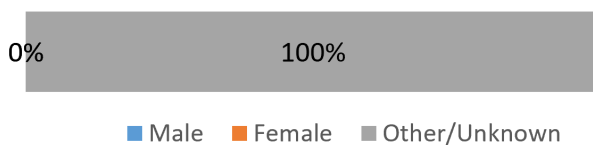
Target Population(s) Served: Unemployed/Underemployed Adult Youth Aged 14-24
 Individuals with Barriers to Employment Incumbent Workers Employers Other

FY2024 Expenditures	
Federal Administrative \$0	State Administrative \$0
Federal Program \$620,409	State Program \$0
Total: \$620,409	

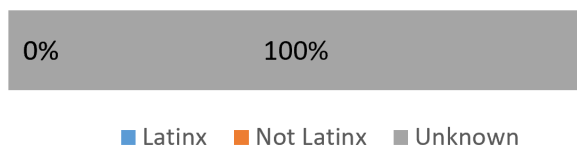
FY2024 Performance and Outcomes	
Total Participants Served:	1,316
Total Participants Completed:	N/A
Total Participants Still Active:	N/A
Total Participants Obtaining Credentials:	N/A
Total Participants Entering Employment:	N/A
Average Placement Wage:	N/A
Average Cost Per Participant Served:	\$471
Total Unique Employers Benefited:	24

FY2024 Participant Demographics

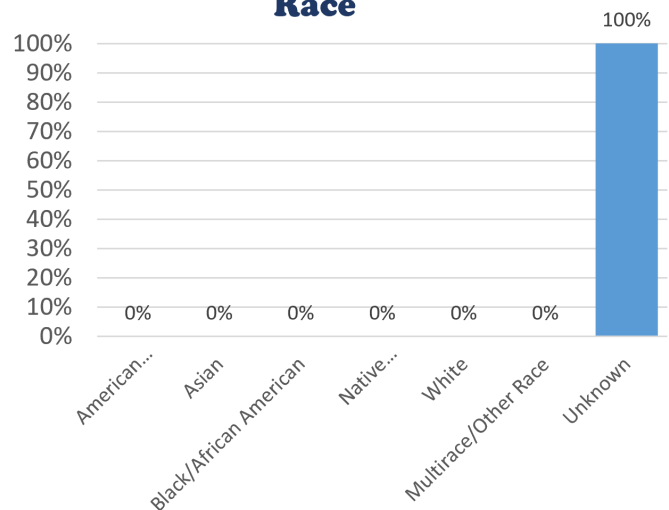
Gender



Ethnicity



Race



Notes:

Due to WIOA requirements for participants versus reportable individuals, individual participant information is no longer collected for this program. 'Total Served' represents employer total of workers impacted.

Program Objective(s): This program is funded by an Unemployment Insurance Division grant and provides individualized reemployment services to UI recipients who, based on prior occupation and work history have been identified as likely to benefit from individualized reemployment services. Participation is mandatory for selected UI claimants as a condition to continue collecting benefits.

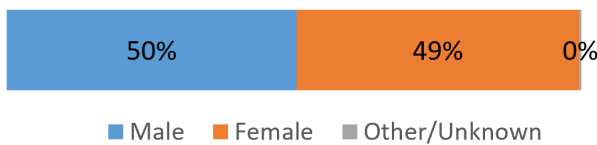
Target Population(s) Served: Unemployed/Underemployed Adult Youth Aged 14-24
 Individuals with Barriers to Employment Incumbent Workers Employers Other

FY2024 Expenditures	
Federal Administrative \$111,534	State Administrative \$0
Federal Program \$2,175,664	State Program \$0
Total: \$2,287,198	

FY2024 Performance and Outcomes	
Total Participants Served:	6,503
Total Participants Completed:	4,013
Total Participants Still Active:	N/A
Total Participants Obtaining Credentials:	N/A
Total Participants Entering Employment:	N/A
Average Placement Wage:	N/A
Average Cost Per Participant Served:	\$352
Total Unique Employers Benefited:	N/A

FY2024 Participant Demographics

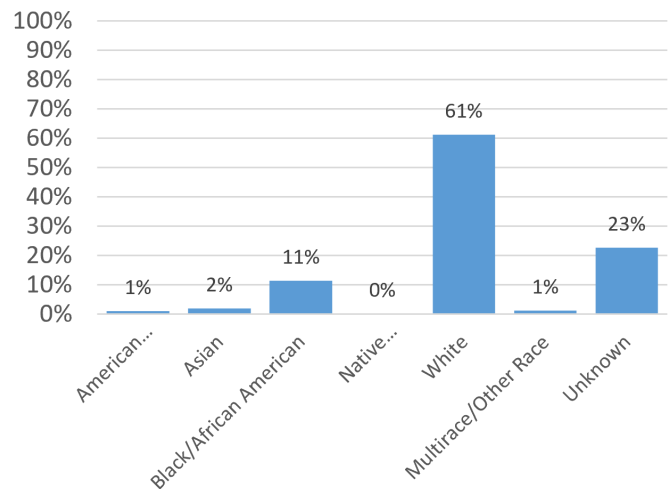
Gender



Ethnicity



Race



Notes:

'Total Served' represents RESEA 'Selections' in time period. Demographics captured and outlined represent 'Completers' only.

Program Objective(s): Senior Community Service Employment Program (SCSEP) is a community service and work-based job training program for older Americans. Authorized by the Older Americans Act, the program provides training for low-income, unemployed seniors.

Target Population(s) Served: Unemployed/Underemployed Adult Youth Aged 14-24
 Individuals with Barriers to Employment Incumbent Workers Employers Other

FY2024 Expenditures	
Federal Administrative \$50,345	State Administrative \$0
Federal Program \$379,883	State Program \$0
Total: \$430,228	

FY2024 Performance and Outcomes	
Total Participants Served:	37
Total Participants Completed:	2
Total Participants Still Active:	25
Total Participants Obtaining Credentials:	0
Total Participants Entering Employment:	2
Average Placement Wage:	\$35,360
Average Cost Per Participant Served:	\$11,628
Total Unique Employers Benefited:	N/A

FY2024 Participant Demographics

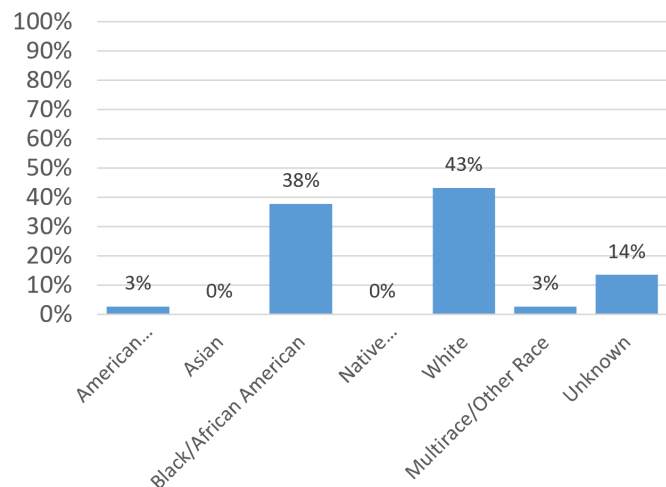
Gender



Ethnicity



Race



Notes:

Program Objective(s): State Apprenticeship Expansion Formula Grants provide funding to States and territories to increase their ability to serve, improve, and strategically expand the National Apprenticeship system and support State capacity and State planning.

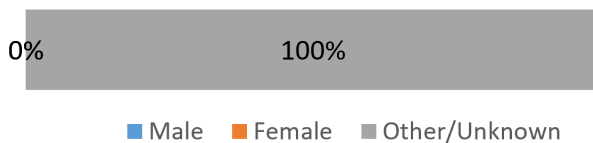
Target Population(s) Served: Unemployed/Underemployed Adult Youth Aged 14-24
 Individuals with Barriers to Employment Incumbent Workers Employers Other

FY2024 Expenditures	
Federal Administrative \$12,691	State Administrative \$0
Federal Program \$308,347	State Program \$0
Total: \$321,038	

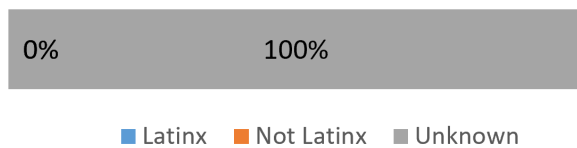
FY2024 Performance and Outcomes	
Total Participants Served:	N/A
Total Participants Completed:	N/A
Total Participants Still Active:	N/A
Total Participants Obtaining Credentials:	N/A
Total Participants Entering Employment:	N/A
Average Placement Wage:	N/A
Average Cost Per Participant Served:	N/A
Total Unique Employers Benefited:	N/A

FY2024 Participant Demographics

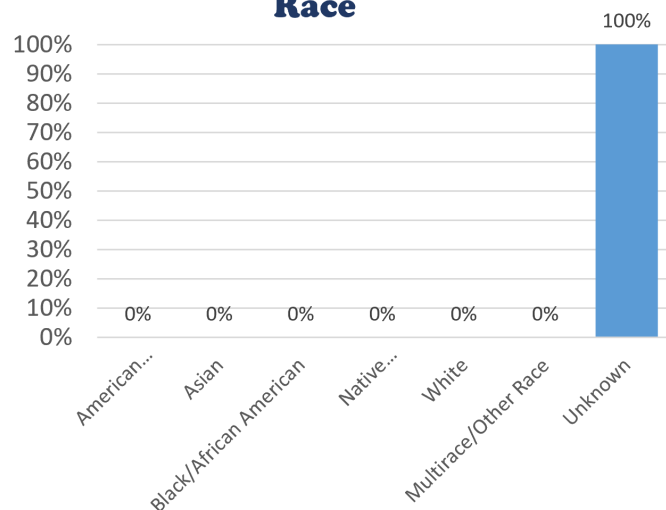
Gender



Ethnicity



Race



Notes:

Participant or individual information is not applicable . This is a capacity-building award.

Program Objective(s): The purpose of State Apprenticeship Expansion, Equity and Innovation Grant (SAEEI) program is to support the development of new, or the expansion of existing, RAPs, as described in 29 CFR Part 29 (Subpart A) and 29 CFR Part 30.

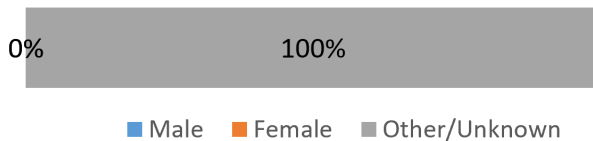
Target Population(s) Served: Unemployed/Underemployed Adult Youth Aged 14-24
 Individuals with Barriers to Employment Incumbent Workers Employers Other

FY2024 Expenditures	
Federal Administrative \$10,410	State Administrative \$0
Federal Program \$1,239,874	State Program \$0
Total: \$1,250,284	

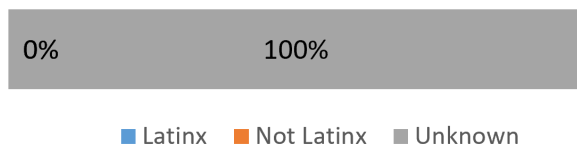
FY2024 Performance and Outcomes	
Total Participants Served:	268
Total Participants Completed:	N/A
Total Participants Still Active:	N/A
Total Participants Obtaining Credentials:	N/A
Total Participants Entering Employment:	N/A
Average Placement Wage:	N/A
Average Cost Per Participant Served:	\$4,665
Total Unique Employers Benefited:	N/A

FY2024 Participant Demographics

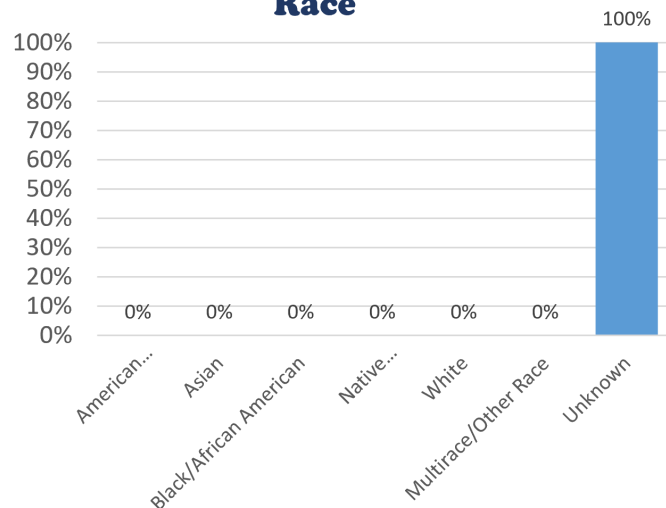
Gender



Ethnicity



Race



Notes:

Total Served' for this award refers to 'Reportable Individuals'. Under federal OA guidance, the term 'reportable individual' for Apprenticeship Grants does not exactly align with 'Total Participants Served' as reportable individuals are not participants. However, reportable individuals are included in enrollment counts across Apprenticeship Grants as individuals impacted by the grant.

Program Objective(s): TAA is a program that assists U.S. workers who have lost or may lose their jobs as a result of foreign trade. The program seeks to provide adversely affected workers with opportunities to obtain the skills, credentials, resources, and support necessary to become reemployed.

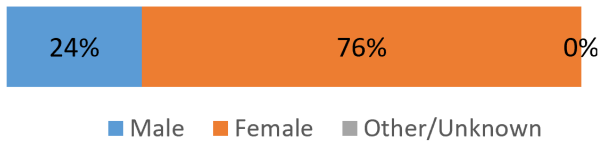
Target Population(s) Served: Unemployed/Underemployed Adult Youth Aged 14-24
 Individuals with Barriers to Employment Incumbent Workers Employers Other

FY2024 Expenditures	
Federal Administrative \$66,391	State Administrative \$0
Federal Program \$588,134	State Program \$0
Total: \$654,525	

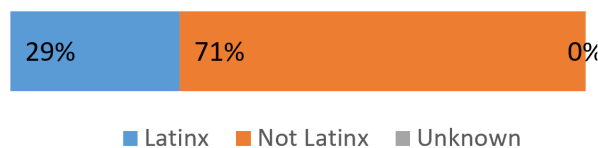
FY2024 Performance and Outcomes	
Total Participants Served:	17
Total Participants Completed:	11
Total Participants Still Active:	N/A
Total Participants Obtaining Credentials:	2
Total Participants Entering Employment:	8
Average Placement Wage:	\$38,704
Average Cost Per Participant Served:	\$38,501
Total Unique Employers Benefited:	N/A

FY2024 Participant Demographics

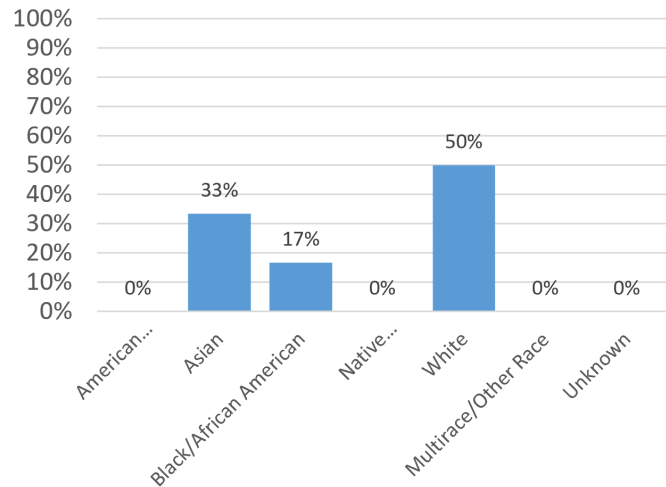
Gender



Ethnicity



Race



Notes:

Average Placement Wage' refers to Median Wages earned 2nd Quarter after Exit for Cohort Period 07/01/22- 06/30/23. 'Total Entering Employment' refers to Employment 2nd Quarter after Exit for Cohort Period 07/01/22- 06/30/23. 'Completions' (Exiters) from ETA Reports are from Cohort Period 04/01/24- 03/31/24 . 'Total Obtaining Credentials' is from Cohort Period 01/01/22- 12/31/22.

Program Objective(s): The WIOA Title I Adult Program provides employment and training services to individuals aged 18 or older, who are legally authorized to work in the United States and registered with the Selective Service (if applicable). The program also provides various services to local employers. The performance and spending below are for services provided in the Greater Rhode Island local area (all RI cities and towns except Providence and Cranston).

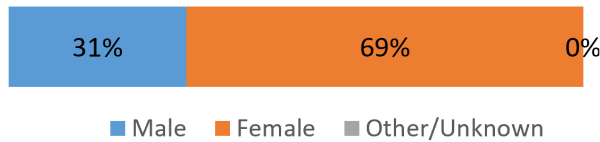
Target Population(s) Served: Unemployed/Underemployed Adult Youth Aged 14-24
 Individuals with Barriers to Employment Incumbent Workers Employers Other

FY2024 Expenditures	
Federal Administrative \$123,396	State Administrative \$0
Federal Program \$1,944,629	State Program \$0
Total: \$2,068,025	

FY2024 Performance and Outcomes	
Total Participants Served:	97
Total Participants Completed:	43
Total Participants Still Active:	N/A
Total Participants Obtaining Credentials:	7
Total Participants Entering Employment:	27
Average Placement Wage:	\$37,152
Average Cost Per Participant Served:	\$21,320
Total Unique Employers Benefited:	26

FY2024 Participant Demographics

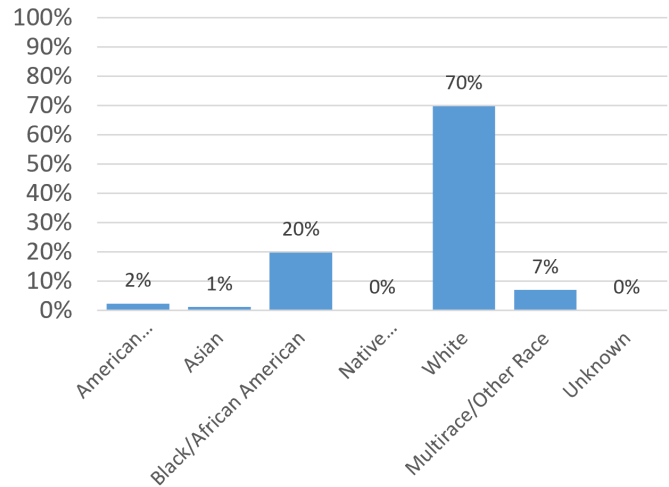
Gender



Ethnicity



Race



Notes:

Average Placement Wage' refers to Median Wages earned 2nd Quarter after Exit for Cohort Period 07/01/22- 06/30/23. 'Total Entering Employment' refers to Employment 2nd Quarter after Exit for Cohort Period 07/01/22- 06/30/23. 'Completions' (Exiters) from ETA Reports are from Cohort Period 04/01/24- 03/31/24 . 'Total Obtaining Credentials' is from Cohort Period 01/01/22-12/31/22. 'Total Unique Employers Benefited' refers specifically to OJT Employers.

DEPARTMENT OF LABOR & TRAINING

WIOA Title I - Dislocated Worker Program (Greater Rhode Island Local Area)

Program Objective(s): The WIOA Title I Dislocated Worker Program provides employment and training services to individuals aged 18 or older, who are legally authorized to work in the United States, registered with the Selective Service (if applicable), and who have been terminated or laid off from employment.

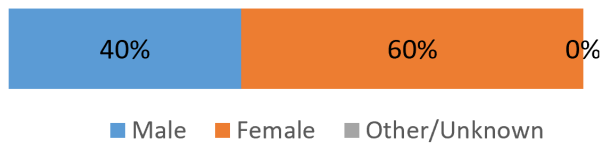
Target Population(s) Served: Unemployed/Underemployed Adult Youth Aged 14-24
 Individuals with Barriers to Employment Incumbent Workers Employers Other

FY2024 Expenditures	
Federal Administrative \$95,064	State Administrative \$0
Federal Program \$2,286,641	State Program \$0
Total: \$2,381,704	

FY2024 Performance and Outcomes	
Total Participants Served:	247
Total Participants Completed:	102
Total Participants Still Active:	N/A
Total Participants Obtaining Credentials:	16
Total Participants Entering Employment:	50
Average Placement Wage:	\$40,160
Average Cost Per Participant Served:	\$9,643
Total Unique Employers Benefited:	24

FY2024 Participant Demographics

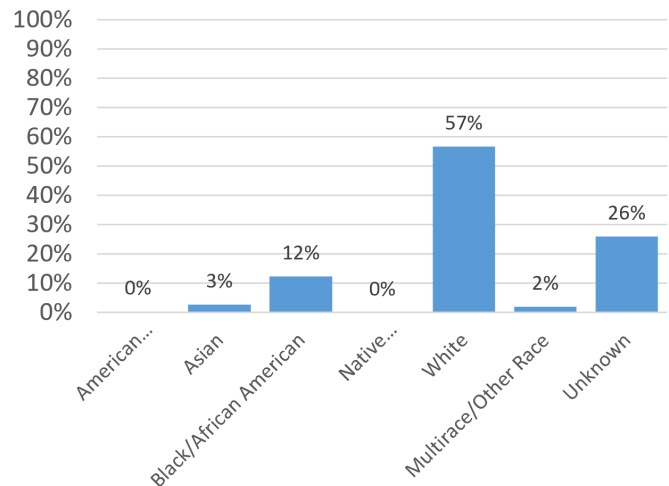
Gender



Ethnicity



Race



Notes:

Average Placement Wage' refers to Median Wages earned 2nd Quarter after Exit for Cohort Period 07/01/22- 06/30/23. 'Total Entering Employment' refers to Employment 2nd Quarter after Exit for Cohort Period 07/01/22- 06/30/23. 'Completions' (Exiters) from ETA Reports are from Cohort Period 04/01/24-- 03/31/24 . 'Total Obtaining Credentials' is from Cohort Period 01/01/22-12/31/22 per Federal Reporting structure. 'Total Unique Employers Benefited' refers specifically to OJT Employers.

Program Objective(s): The WIOA Title I Youth Program provides education, training, and career services to individuals aged 16 to 24, who are legally authorized to work in the United States and registered with the Selective Service (if applicable).

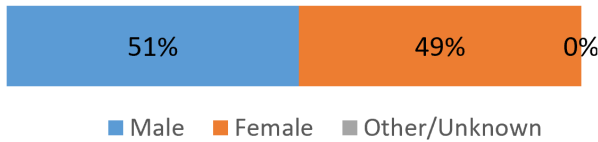
Target Population(s) Served: Unemployed/Underemployed Adult Youth Aged 14-24
 Individuals with Barriers to Employment Incumbent Workers Employers Other

FY2024 Expenditures	
Federal Administrative \$115,297	State Administrative \$0
Federal Program \$1,740,591	State Program \$0
Total: \$1,855,888	

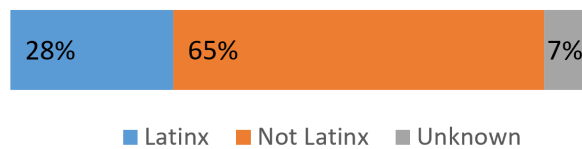
FY2024 Performance and Outcomes	
Total Participants Served:	431
Total Participants Completed:	319
Total Participants Still Active:	N/A
Total Participants Obtaining Credentials:	69
Total Participants Entering Employment:	180
Average Placement Wage:	\$15,636
Average Cost Per Participant Served:	\$4,306
Total Unique Employers Benefited:	N/A

FY2024 Participant Demographics

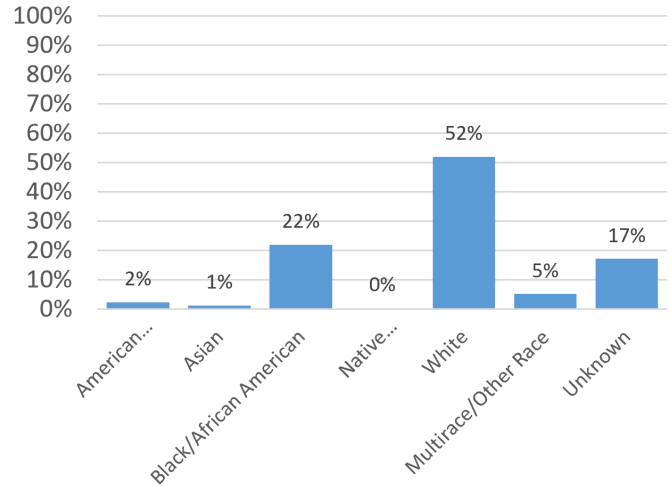
Gender



Ethnicity



Race



Notes:

Average Placement Wage' refers to Median Wages earned 2nd Quarter after Exit for Cohort Period 07/01/22- 06/30/23. 'Total Entering Employment' refers to Employment, Education or Training Placement 2nd Quarter after Exit for Cohort Period 07/01/22- 06/30/23. 'Completions' (Exiters) from ETA Reports are from Cohort Period 04/01/24- 03/31/24 . 'Total Obtaining Credentials' is from Cohort Period 01/01/22- 12/31/22 per Federal Reporting structure.

Program Objective(s): The Wagner-Peyser Act of 1933 established a nationwide system of public employment offices known as Employment Service. The Act was amended in 1998 to make the Employment Service part of the One-Stop services delivery system. The One-Stop delivery system provides universal access to an integrated array of labor exchange services so that workers, jobseekers, and businesses can find the services they need in one stop and frequently under one roof in easy-to-find locations.

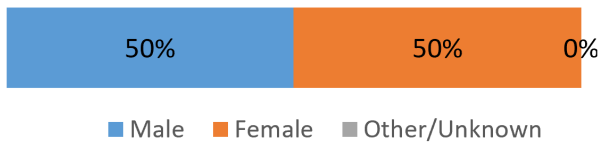
Target Population(s) Served: Unemployed/Underemployed Adult Youth Aged 14-24
 Individuals with Barriers to Employment Incumbent Workers Employers Other

FY2024 Expenditures	
Federal Administrative \$0	State Administrative \$0
Federal Program \$1,586,354	State Program \$0
Total: \$1,586,354	

FY2024 Performance and Outcomes	
Total Participants Served:	4,673
Total Participants Completed:	4,350
Total Participants Still Active:	N/A
Total Participants Obtaining Credentials:	N/A
Total Participants Entering Employment:	2,778
Average Placement Wage:	\$34,868
Average Cost Per Participant Served:	\$339
Total Unique Employers Benefited:	N/A

FY2024 Participant Demographics

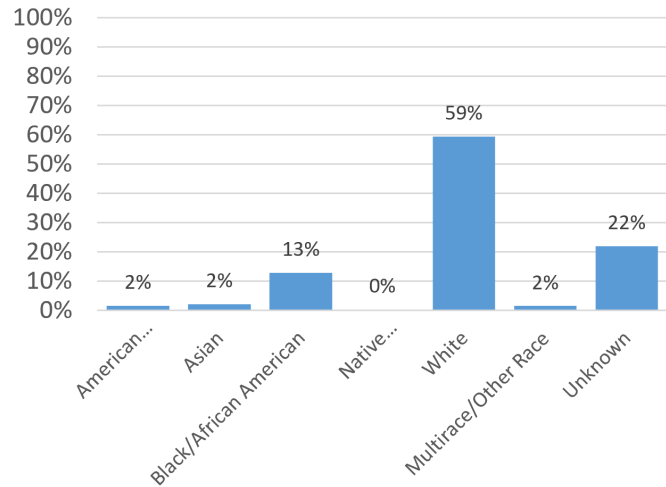
Gender



Ethnicity



Race



Notes:

Average Placement Wage' refers to Median Wages earned 2nd Quarter after Exit for Cohort Period 07/01/22- 06/30/23. 'Total Entering Employment' refers to Employment, Education or Training Placement 2nd Quarter after Exit for Cohort Period 07/01/22- 06/30/23. 'Completions' (Exiters) from ETA Reports are from Cohort Period 04/01/24--03/31/24 .



DEPARTMENT OF TRANSPORTATION STEPConnect

Program Objective(s): Offered by Building Futures to maximize the impact of the STEP program (next page) with targeted supports for recruitment and retention among under-represented populations, including more intensive outreach, engagement, and working directly with the K-12 educational system to raise awareness and offer the necessary supports that enable diverse individuals to prepare for sustainable careers in the highway construction trades.

Target Population(s) Served: Unemployed/Underemployed Adult Youth Aged 14-24
 Individuals with Barriers to Employment Incumbent Workers Employers Other

FY2024 Expenditures	
Federal Administrative \$70,053	State Administrative \$0
Federal Program \$12,406	State Program \$0
Total: \$82,459	

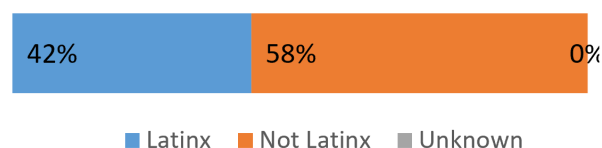
FY2024 Performance and Outcomes	
Total Participants Served:	1,400
Total Participants Completed:	Not reported
Total Participants Still Active:	Not reported
Total Participants Obtaining Credentials:	72
Total Participants Entering Employment:	193
Average Placement Wage:	Not reported
Average Cost Per Participant Served:	\$59
Total Unique Employers Benefited:	Not reported

FY2024 Participant Demographics

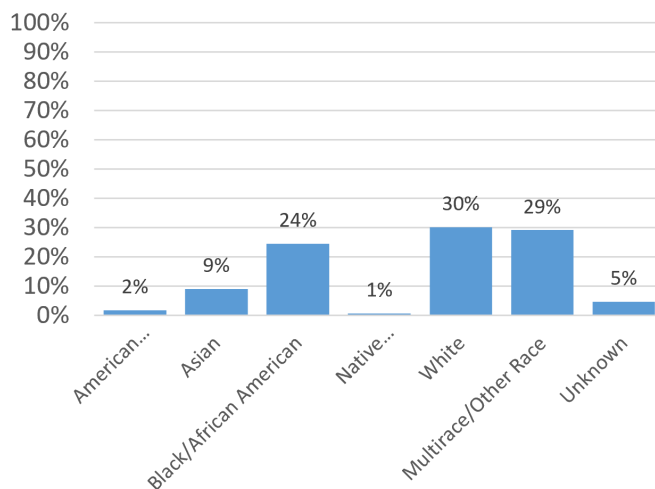
Gender



Ethnicity



Race



Notes:

RIDOT recognizes Certificates of Training, Occupational Skills Training recognition, and industry-recognized credentials awarded. Demographic data is not collected at school outreach events. The STEP Connect program focuses on strengthening outreach and recruitment efforts and results in higher administrative costs when compared to overall program costs.



DEPARTMENT OF TRANSPORTATION

State Transportation Employment Program (STEP)

Program Objective(s): STEP is a RIDOT-approved structured pre-apprenticeship program offered by Building Futures to effectively prepare and train women, minorities, and disadvantaged individuals for entry into trade occupations and apprentice programs frequently employed on RIDOT projects as On-the-Job Training program (OJT) trainees.

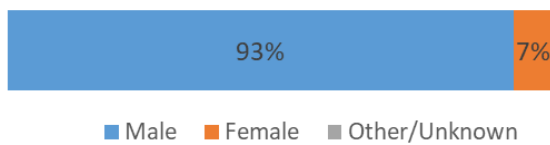
Target Population(s) Served: Unemployed/Underemployed Adult Youth Aged 14-24
 Individuals with Barriers to Employment Incumbent Workers Employers Other

FY2024 Expenditures	
Federal Administrative \$129,000	State Administrative \$26,000
Federal Program \$290,000	State Program \$55,000
Total: \$500,000	

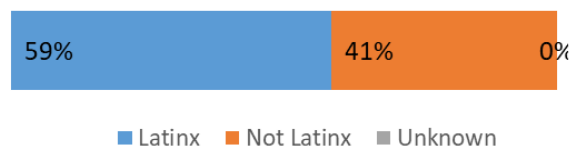
FY2024 Performance and Outcomes	
Total Participants Served:	41
Total Participants Completed:	Not reported
Total Participants Still Active:	Not reported
Total Participants Obtaining Credentials:	41
Total Participants Entering Employment:	49
Average Placement Wage:	Not reported
Average Cost Per Participant Served:	\$12,195
Total Unique Employers Benefited:	Not reported

FY2024 Participant Demographics

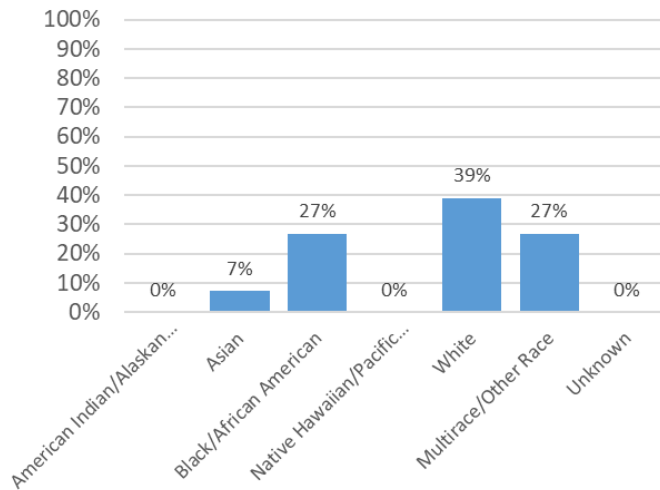
Gender



Ethnicity



Race



Notes:

RIDOT provides a 20% state match for federal funding of the STEP program. For FY25, an additional cohort was added in July 2024 with 15 students expected to graduate.



DEPARTMENT OF HUMAN SERVICES

Rhode Island Works - Project Opportunity

Program Objective(s): PO serves adults from low to secondary level literacy and math skills and English language learners. Its goal is to improve basic foundational skills, workforce preparation, and occupational skills to prepare adults for careers or college, and to be productive citizens and family members.

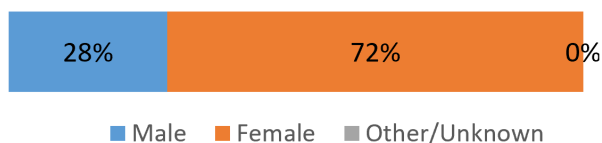
Target Population(s) Served: Unemployed/Underemployed Adult Youth Aged 14-24
 Individuals with Barriers to Employment Incumbent Workers Employers Other

FY2024 Expenditures	
Federal Administrative \$0	State Administrative \$0
Federal Program \$685,570	State Program \$0
Total: \$685,570	

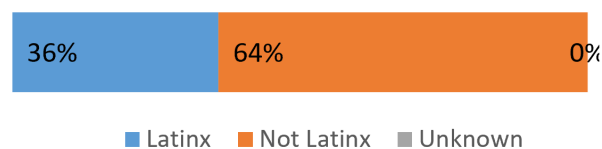
FY2024 Performance and Outcomes	
Total Participants Served:	279
Total Participants Completed:	143
Total Participants Still Active:	90
Total Participants Obtaining Credentials:	11
Total Participants Entering Employment:	45
Average Placement Wage:	\$3,465
Average Cost Per Participant Served:	\$2,457
Total Unique Employers Benefited:	Not reported

FY2024 Participant Demographics

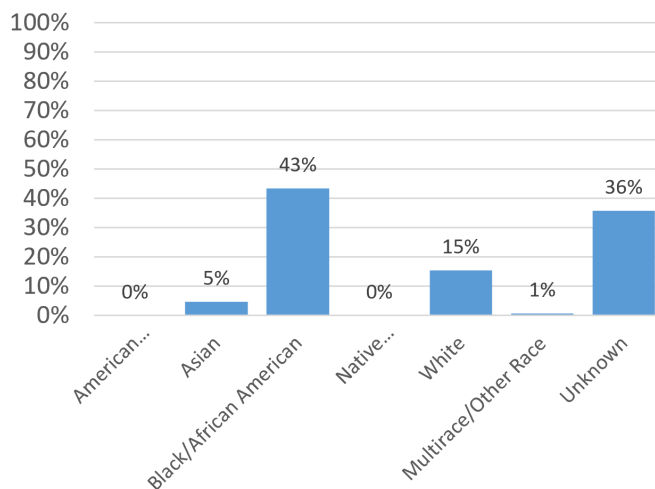
Gender



Ethnicity



Race



Notes:

Unique Employers not tracked.



DEPARTMENT OF HUMAN SERVICES

Rhode Island Works - Support Services

Program Objective(s): Wrap-around life-skill and problem solving case management, behavior health and family stabilization services.

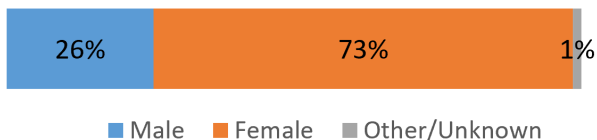
Target Population(s) Served: Unemployed/Underemployed Adult Youth Aged 14-24
 Individuals with Barriers to Employment Incumbent Workers Employers Other

FY2024 Expenditures	
Federal Administrative \$15,221	State Administrative \$0
Federal Program \$839,167	State Program \$0
Total: \$854,387	

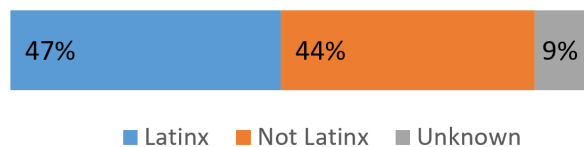
FY2024 Performance and Outcomes	
Total Participants Served:	2,758
Total Participants Completed:	2,123
Total Participants Still Active:	496
Total Participants Obtaining Credentials:	72
Total Participants Entering Employment:	58
Average Placement Wage:	\$9,750
Average Cost Per Participant Served:	\$310
Total Unique Employers Benefited:	Not reported

FY2024 Participant Demographics

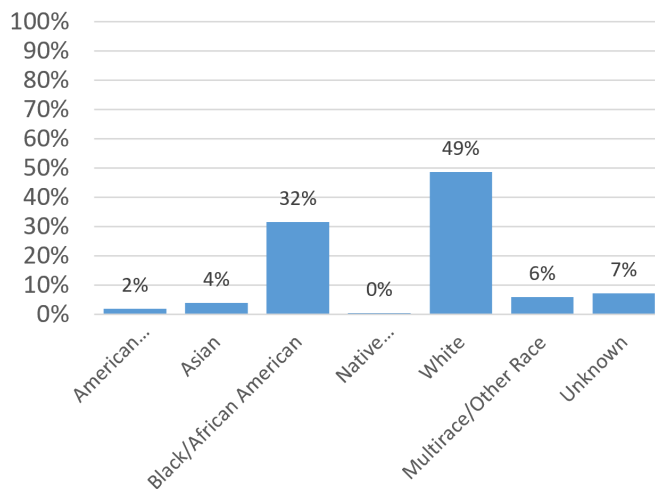
Gender



Ethnicity



Race



Notes:

Uniques Employers not tracked.



DEPARTMENT OF HUMAN SERVICES

Rhode Island Works - Teen & Family Development

Program Objective(s): Services for parenting or pregnant teens to continue education and stabilize the family.

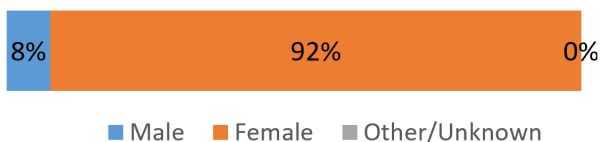
Target Population(s) Served: Unemployed/Underemployed Adult Youth Aged 14-24
 Individuals with Barriers to Employment Incumbent Workers Employers Other

FY2024 Expenditures	
Federal Administrative \$155,948	State Administrative \$0
Federal Program \$1,177,468	State Program \$0
Total: \$1,333,416	

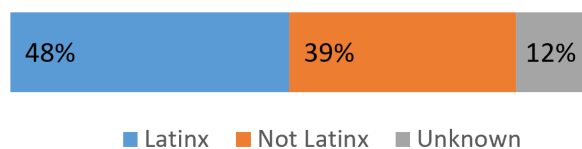
FY2024 Performance and Outcomes	
Total Participants Served:	66
Total Participants Completed:	20
Total Participants Still Active:	23
Total Participants Obtaining Credentials:	8
Total Participants Entering Employment:	1
Average Placement Wage:	\$7,800
Average Cost Per Participant Served:	\$20,203
Total Unique Employers Benefited:	1

FY2024 Participant Demographics

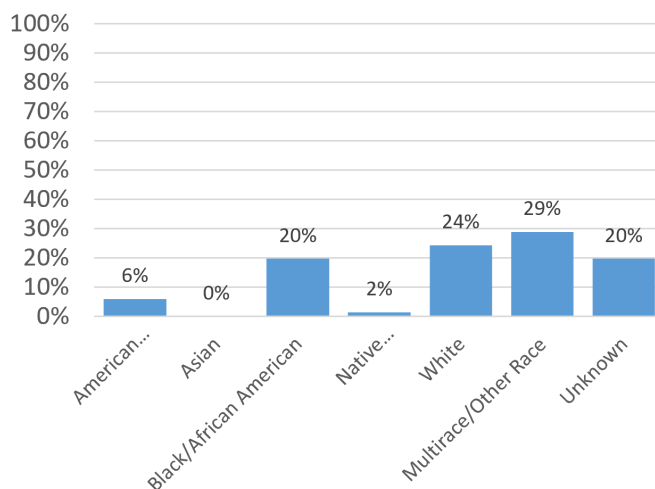
Gender



Ethnicity



Race



Notes:



DEPARTMENT OF HUMAN SERVICES

Rhode Island Works - Combined Contracts

Program Objective(s): All wrap-around and adult job placement services for RIW clients statewide.

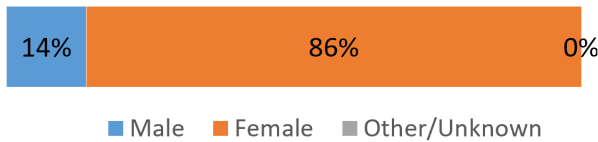
Target Population(s) Served: Unemployed/Underemployed Adult Youth Aged 14-24
 Individuals with Barriers to Employment Incumbent Workers Employers Other

FY2024 Expenditures	
Federal Administrative \$1,019,871	State Administrative \$0
Federal Program \$5,972,494	State Program \$0
Total: \$6,992,365	

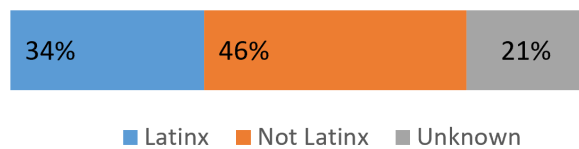
FY2024 Performance and Outcomes	
Total Participants Served:	2,515
Total Participants Completed:	698
Total Participants Still Active:	933
Total Participants Obtaining Credentials:	86
Total Participants Entering Employment:	338
Average Placement Wage:	\$11,700
Average Cost Per Participant Served:	\$2,780
Total Unique Employers Benefited:	265

FY2024 Participant Demographics

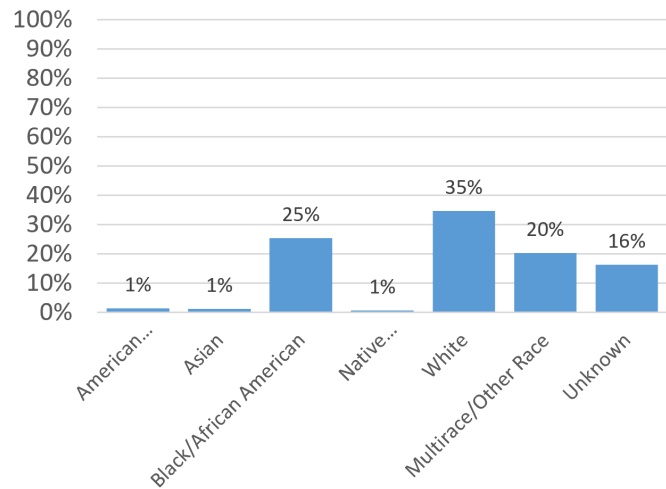
Gender



Ethnicity



Race



Notes:

Since RIW clientele can have multiple referrals/employment plans throughout the FY, DHS has taken the most recent referral outcome (completed/dropped out, still active) as the basis for this dataset.



DEPARTMENT OF HUMAN SERVICES

SNAP – Employment & Training

Program Objective(s): Provide supports and training to customers for identified goals

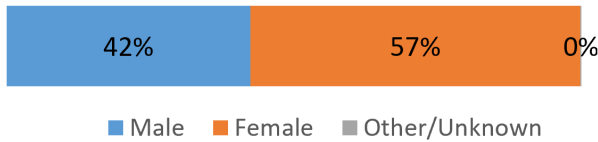
Target Population(s) Served: Unemployed/Underemployed Adult Youth Aged 14-24
 Individuals with Barriers to Employment Incumbent Workers Employers Other

FY2024 Expenditures	
Federal Administrative \$408,998	State Administrative \$0
Federal Program \$1,108,939	State Program \$0
Total: \$1,517,937	

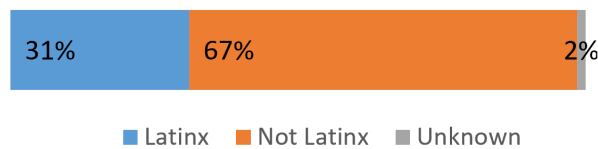
FY2024 Performance and Outcomes	
Total Participants Served:	1,958
Total Participants Completed:	837
Total Participants Still Active:	831
Total Participants Obtaining Credentials:	816
Total Participants Entering Employment:	296
Average Placement Wage:	\$11,427
Average Cost Per Participant Served:	\$775
Total Unique Employers Benefited:	Not reported

FY2024 Participant Demographics

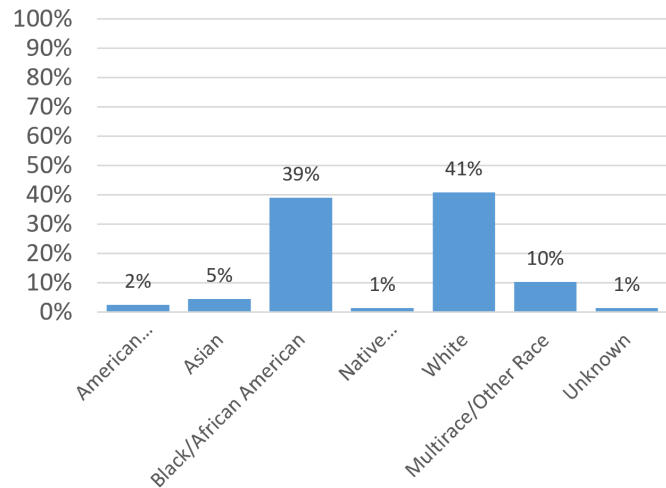
Gender



Ethnicity



Race



Notes:

Unique Employers not tracked



Department of Human Services

Vocational Rehabilitation - Totals

Program Objective(s): Vocational Rehabilitation Program assists adults and youth with disabilities who are eligible for program to obtain, maintain, and advance in employment in integrated business settings.

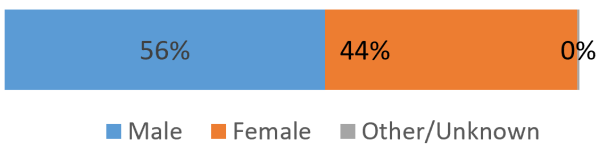
Target Population(s) Served: Unemployed/Underemployed Adult Youth Aged 14-24
 Individuals with Barriers to Employment Incumbent Workers Employers Other

FY2024 Expenditures	
Federal Administrative \$1,336,205	State Administrative \$361,641
Federal Program \$11,721,311	State Program \$3,668,851
Total: \$17,088,008	

FY2024 Performance and Outcomes	
Total Participants Served:	1359
Total Participants Completed:	134
Total Participants Still Active:	982
Total Participants Obtaining Credentials:	39
Total Participants Entering Employment:	134
Average Placement Wage:	\$20,179
Average Cost Per Participant Served:	\$12,574
Total Unique Employers Benefited:	115

FY2024 Participant Demographics

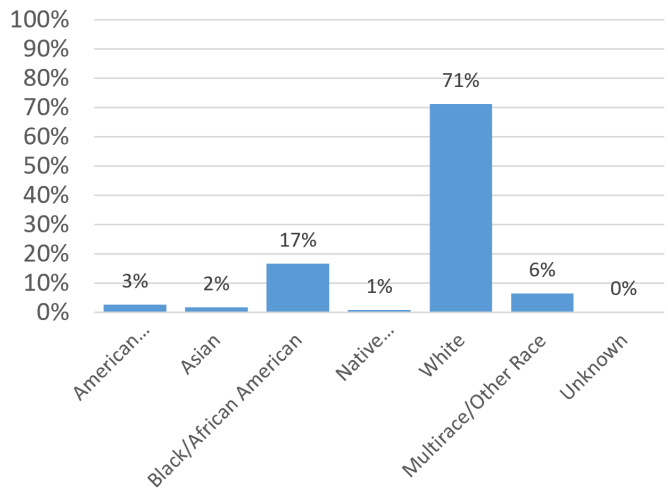
Gender



Ethnicity



Race



Notes:



Department of Human Services

Supported Employment - Totals

Program Objective(s):

Supported Employment assists adults and youth with the most significant disabilities who are eligible for program to obtain, maintain, and advance in employment in integrated business settings.

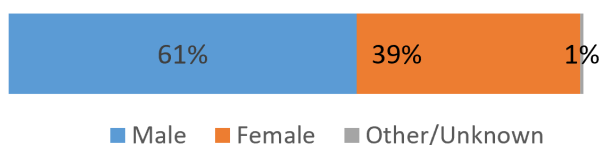
Target Population(s) Served: Unemployed/Underemployed Adult Youth Aged 14-24
 Individuals with Barriers to Employment Incumbent Workers Employers Other

FY2024 Expenditures	
Federal Administrative \$42	State Administrative \$0
Federal Program \$102,280	State Program \$44,552
Total: \$146,875	

FY2024 Performance and Outcomes	
Total Participants Served:	662
Total Participants Completed:	98
Total Participants Still Active:	465
Total Participants Obtaining Credentials:	17
Total Participants Entering Employment:	98
Average Placement Wage:	\$4,368
Average Cost Per Participant Served:	\$526
Total Unique Employers Benefited:	78

FY2024 Participant Demographics

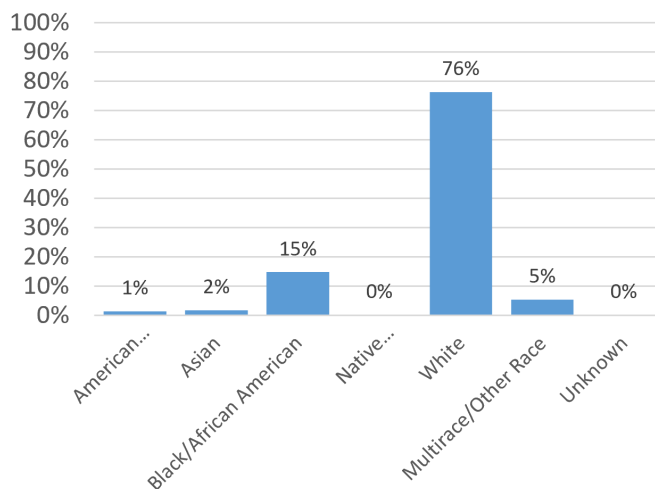
Gender



Ethnicity



Race



Notes:



DEPARTMENT OF CHILDREN, YOUTH, & FAMILIES

RI Training School: Barbering

Program Objective(s): Learning and upgrading basic and advanced skills.

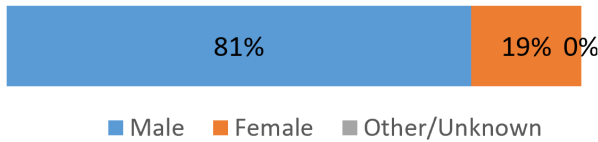
Target Population(s) Served: Unemployed/Underemployed Adult Youth Aged 14-24
 Individuals with Barriers to Employment Incumbent Workers Employers Other

FY2024 Expenditures	
Federal Administrative \$0	State Administrative \$0
Federal Program \$17,444	State Program \$0
Total: \$17,444	

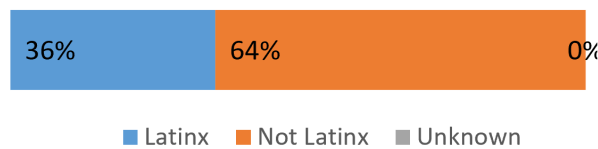
FY2024 Performance and Outcomes	
Total Participants Served:	73
Total Participants Completed:	10
Total Participants Still Active:	15
Total Participants Obtaining Credentials:	0
Total Participants Entering Employment:	n/a
Average Placement Wage:	N/A
Average Cost Per Participant Served:	\$239
Total Unique Employers Benefited:	n/a

FY2024 Participant Demographics

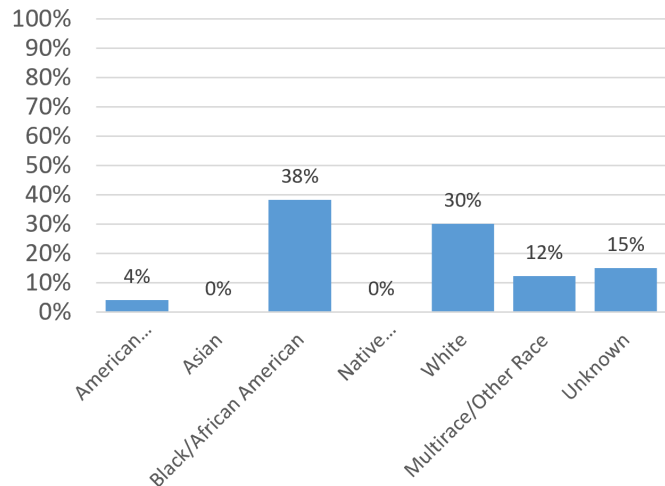
Gender



Ethnicity



Race



Notes:



DEPARTMENT OF CHILDREN, YOUTH, & FAMILIES

RI Training School: Culinary/Harvest Kitchen

Program Objective(s): Learning and upgrading basic and advanced skills.

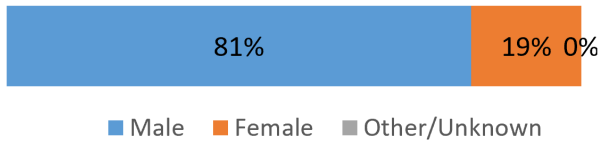
Target Population(s) Served: Unemployed/Underemployed Adult Youth Aged 14-24
 Individuals with Barriers to Employment Incumbent Workers Employers Other

FY2024 Expenditures	
Federal Administrative \$0	State Administrative \$0
Federal Program \$40,551	State Program \$0
Total: \$40,551	

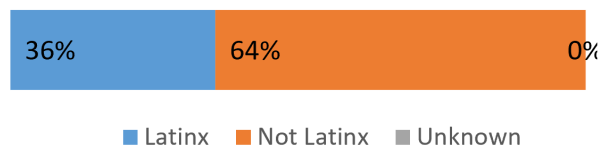
FY2024 Performance and Outcomes	
Total Participants Served:	73
Total Participants Completed:	13
Total Participants Still Active:	15
Total Participants Obtaining Credentials:	13
Total Participants Entering Employment:	n/a
Average Placement Wage:	N/A
Average Cost Per Participant Served:	\$555
Total Unique Employers Benefited:	n/a

FY2024 Participant Demographics

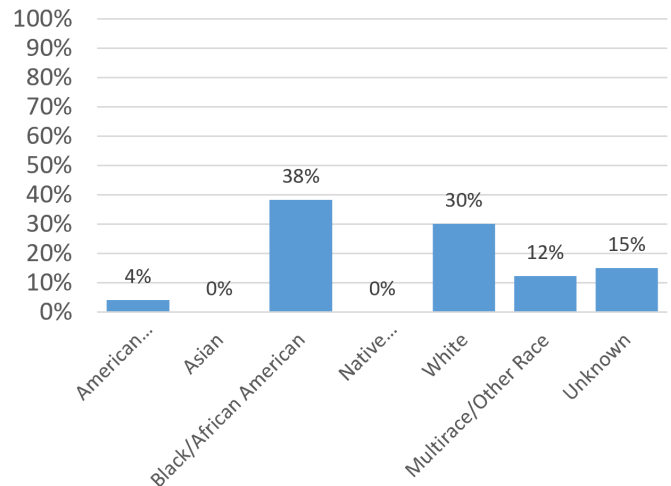
Gender



Ethnicity



Race



Notes:



DEPARTMENT OF CHILDREN, YOUTH, & FAMILIES

RI Training School: Landscaping Design

Program Objective(s): Learning and upgrading basic and advanced skills.

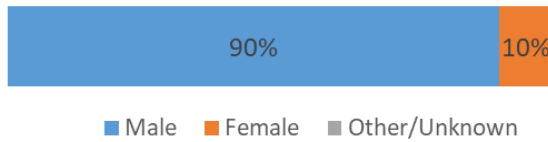
Target Population(s) Served: Unemployed/Underemployed Adult Youth Aged 14-24
 Individuals with Barriers to Employment Incumbent Workers Employers Other

FY2024 Expenditures	
Federal Administrative \$0	State Administrative \$0
Federal Program \$32,224	State Program \$0
Total: \$32,224	

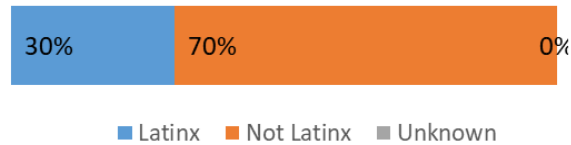
FY2024 Performance and Outcomes	
Total Participants Served:	10
Total Participants Completed:	8
Total Participants Still Active:	2
Total Participants Obtaining Credentials:	n/a
Total Participants Entering Employment:	n/a
Average Placement Wage:	N/A
Average Cost Per Participant Served:	\$3,222
Total Unique Employers Benefited:	n/a

FY2024 Participant Demographics

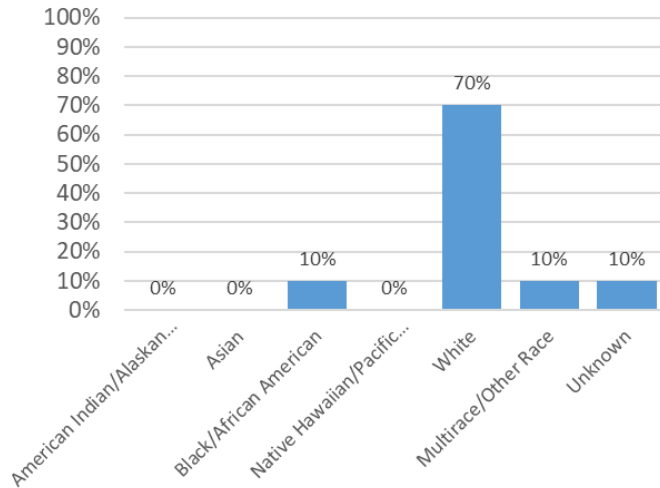
Gender



Ethnicity



Race



Notes:



DEPARTMENT OF CHILDREN, YOUTH, & FAMILIES

Harvest Kitchen

Program Objective(s): Learning or upgrading basic or advanced skills.

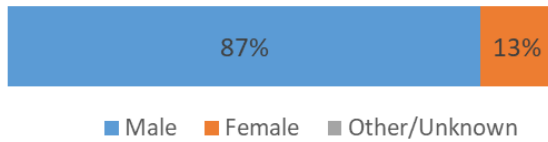
Target Population(s) Served: Unemployed/Underemployed Adult Youth Aged 14-24
 Individuals with Barriers to Employment Incumbent Workers Employers Other

FY2024 Expenditures	
Federal Administrative \$0	State Administrative \$7,029
Federal Program \$0	State Program \$289,760
Total: \$296,789	

FY2024 Performance and Outcomes	
Total Participants Served:	30
Total Participants Completed:	24
Total Participants Still Active:	2
Total Participants Obtaining Credentials:	30
Total Participants Entering Employment:	12
Average Placement Wage:	\$15
Average Cost Per Participant Served:	\$9,893
Total Unique Employers Benefited:	10

FY2024 Participant Demographics

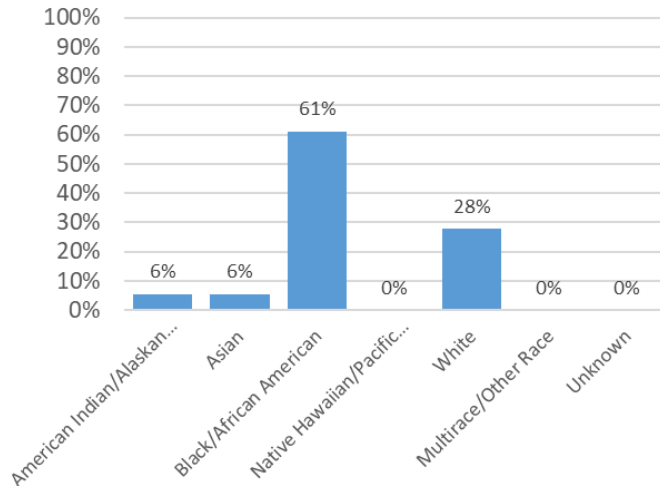
Gender



Ethnicity



Race



Notes:

ServSafe food handlers certification

DEPARTMENT OF EDUCATION

Adult Education

Program Objective(s): Different funding sources support slightly different populations in the Adult Education program. Title II serves adults from low- to secondary-level literacy and math skills, and English language learners. General Revenue serves adults from low- to secondary-level literacy and math skills, and English language learners. JDF serves adults from low- to secondary-level literacy and math skills, and English language learners.

Target Population(s) Served: Unemployed/Underemployed Adult Youth Aged 14-24
 Individuals with Barriers to Employment Incumbent Workers Employers Other

FY2024 Expenditures	
Federal Administrative \$88,511	State Administrative \$22,444
Federal Program \$2,278,466	State Program \$5,917,556
Total: \$8,306,977	

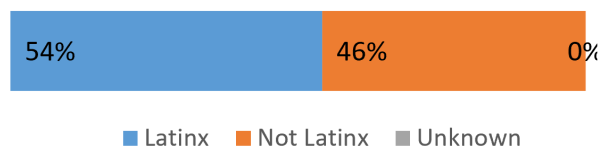
FY2024 Performance and Outcomes	
Total Participants Served:	6,365
Total Participants Completed:	3,486
Total Participants Still Active:	1,009
Total Participants Obtaining Credentials:	963
Total Participants Entering Employment:	894
Average Placement Wage:	\$28,124
Average Cost Per Participant Served:	\$1,305
Total Unique Employers Benefited:	551

FY2024 Participant Demographics

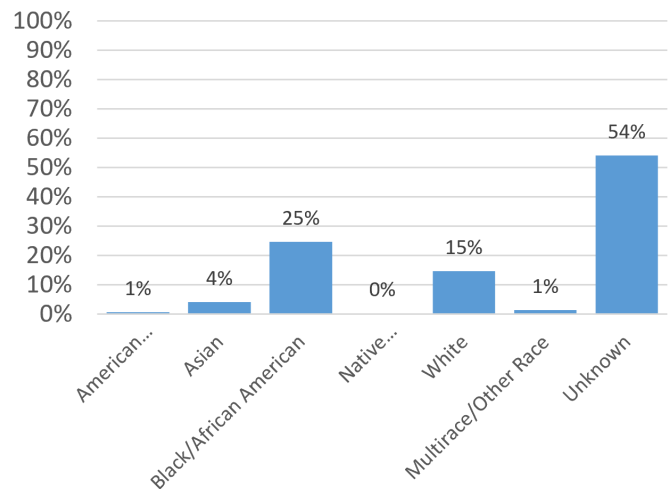
Gender



Ethnicity



Race



Notes:

Department of Education

Career & Technical Education

Program Objective(s): Career and Technical Education (CTE) in Rhode Island is designed to provide students with the academic and experiential skills they need to be successful in the workforce and in further education.

Target Population(s) Served: Unemployed/Underemployed Adult Youth Aged 14-24
 Individuals with Barriers to Employment Incumbent Workers Employers Other

FY2024 Expenditures	
Federal Administrative \$0	State Administrative \$0
Federal Program \$6,128,680	State Program \$3,500,000
Total: \$9,628,680	

FY2024 Performance and Outcomes	
Total Participants Served:	11,561
Total Participants Completed:	0
Total Participants Still Active:	0
Total Participants Obtaining Credentials:	0
Total Participants Entering Employment:	0
Average Placement Wage:	\$0
Average Cost Per Participant Served:	\$1,649
Total Unique Employers Benefited:	Not reported

Notes:
See next page for details.

FY2024 Performance and Outcomes by School District

School District	Total Served	Federal Expenditures	State Expenditures	Total FY24 Expenditures*	Cost Per Student
Barrington	107	\$77,187	\$46,083	\$123,270	\$1,152
Bristol Warren	30	\$112,113	\$12,928	\$125,041	\$4,168
Burrillville	416	\$84,708	\$142,938	\$227,646	\$547
Central Falls	35	\$227,792	\$6,856	\$234,648	\$6,704
Chariho	670	\$88,826	\$247,093	\$335,919	\$501
Coventry	575	\$148,612	\$188,542	\$337,154	\$586
Cranston	1138	\$440,518	\$334,383	\$774,901	\$681
Cumberland	175	\$129,928	\$37,559	\$167,487	\$957
Davies	818	\$43,333	\$320,088	\$363,421	\$444
Easy Greenwich	53	\$55,447	\$0	\$55,447	\$1,046
East Providence	451	\$238,400	\$193,591	\$431,991	\$958
Exeter West Greenwich	39	\$43,460	\$8,823	\$52,283	\$1,341
Foster-Glocester	682	\$66,645	\$217,535	\$284,180	\$417
Highlander Charter School	32	\$42,050	\$0	\$42,050	\$1,314
Johnston	9	\$156,667	\$1,049	\$157,716	\$17,524
Lincoln	32	\$115,731	\$8,440	\$124,171	\$3,880
Met	776	\$49,486	\$0	\$49,486	\$64
Middletown	104	\$72,460	\$37,511	\$109,971	\$1,057
Narragansett	260	\$44,519	\$64,487	\$109,006	\$419
NELS	122	\$0	\$76,722	\$76,722	\$629
Newport	350	\$125,333	\$141,127	\$266,460	\$761
North Kingstown	343	\$119,215	\$95,533	\$214,748	\$626
North Providence	177	\$156,966	\$53,688	\$210,654	\$1,190
Nowell Leadership Academy	30	\$15,551	\$0	\$15,551	\$518
North Smithfield	84	\$45,058	\$22,694	\$67,752	\$807
Pawtucket	908	\$509,210	\$188,084	\$697,294	\$768
Portsmouth	159	\$71,439	\$46,387	\$117,826	\$741
Providence	795	\$1,564,699	\$315,944	\$1,880,643	\$2,366
RINI	375	\$20,484	\$74,086	\$94,570	\$252
Scituate	227	\$41,171	\$44,570	\$85,741	\$378
Smithfield	117	\$67,432	\$25,296	\$92,728	\$793
TAPA	50	\$86,683	\$0	\$86,683	\$1,734
South Kingstown	196	\$57,917	\$64,592	\$122,509	\$625
Tiverton	59	\$14,638	\$33,144	\$47,782	\$810
Warwick	343	\$312,734	\$142,893	\$455,627	\$1,328
West Warwick	77	\$164,198	\$24,858	\$189,056	\$2,455
Westerly	153	\$91,057	\$70,483	\$161,540	\$1,056
Woonsocket	594	\$427,016	\$211,993	\$639,009	\$1,076

RHODE ISLAND COLLEGE

Certificate of Continuing Study in Medical Assistant Training

Program Objective(s): The CCS program provides training in clinical, clerical, and administrative skills including HIPPA, first aid, CPR, medical terminology, charting, basic testing, basic anatomy and physiology, pharmacology, reception, and scheduling. Students earn 27.0 CEUs for 270 hours of training and 2.0 college credits for HSCI 105, Medical Terminology. Students complete a 120 hour minimum internship in a healthcare setting and are provided with preparation for the CCMA exam, a nationally recognized industry certification.

Target Population(s) Served: Unemployed/Underemployed Adult Youth Aged 14-24
 Individuals with Barriers to Employment Incumbent Workers Employers Other

FY2024 Expenditures	
Federal Administrative \$0	State Administrative \$28,011
Federal Program \$0	State Program \$65,813
Total: \$93,824	

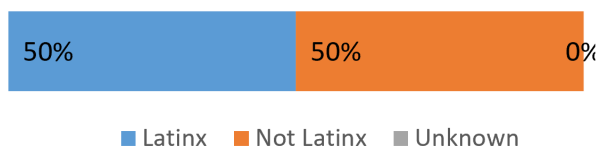
FY2024 Performance and Outcomes	
Total Participants Served:	18
Total Participants Completed:	13
Total Participants Still Active:	Not reported
Total Participants Obtaining Credentials:	13
Total Participants Entering Employment:	12
Average Placement Wage:	\$20
Average Cost Per Participant Served:	\$5,212
Total Unique Employers Benefited:	3

FY2024 Participant Demographics

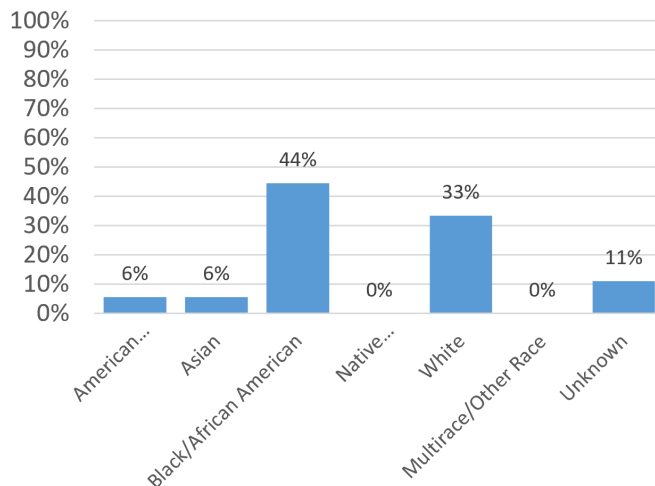
Gender



Ethnicity



Race



Notes:

RHODE ISLAND COLLEGE

Certificate of Continuing Study in ESL

Contextualized Medical Assistant Training

Program Objective(s): The ESL Contextualized CCS program provides non-native English speakers with medical assistant training in clinical, clerical, and administrative skills including HIPPA, first aid, CPR, medical terminology, charting, basic testing, basic anatomy and physiology, pharmacology, reception, and scheduling. Students earn 27.0 CEUs for 270 hours of training and earn 3.0 college credits (Integrated Education and Training) for ESL 150 and 2.0 college credits for HSCI 105, Medical Terminology. Students complete a 120 hour minimum internship in a healthcare setting and are provided with preparation for the CCMA exam, a nationally recognized industry certification.

Target Population(s) Served: Unemployed/Underemployed Adult Youth Aged 14-24
 Individuals with Barriers to Employment Incumbent Workers Employers Other

FY2024 Expenditures	
Federal Administrative \$0	State Administrative \$35,226
Federal Program \$0	State Program \$77,274
Total: \$112,500	

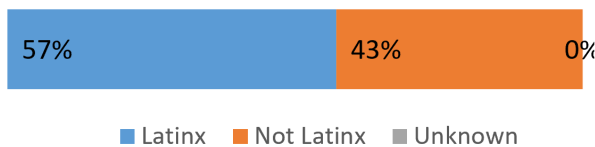
FY2024 Performance and Outcomes	
Total Participants Served:	14
Total Participants Completed:	11
Total Participants Still Active:	2
Total Participants Obtaining Credentials:	11
Total Participants Entering Employment:	9
Average Placement Wage:	\$22
Average Cost Per Participant Served:	\$8,036
Total Unique Employers Benefited:	9

FY2024 Participant Demographics

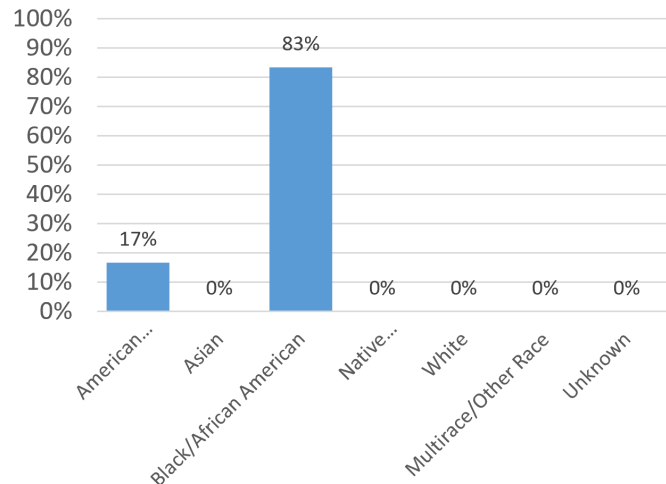
Gender



Ethnicity



Race



Notes:

This program crossed into FY25; 2 students continue to interview.

RHODE ISLAND COLLEGE

ESL Intensive Bridge to HealthCare

Program Objective(s): RIC Hub's ESL for Healthcare is a contextualized ESL course designed to improve student listening, speaking, and reading abilities with contextualized healthcare content to prepare students for healthcare related academic programs or job advancement. Students earn 8.4 CEUs for 84 hours of instruction.

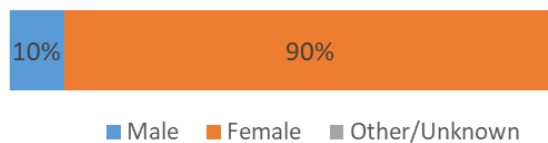
Target Population(s) Served: Unemployed/Underemployed Adult Youth Aged 14-24
 Individuals with Barriers to Employment Incumbent Workers Employers Other

FY2024 Expenditures	
Federal Administrative \$0	State Administrative \$2,036
Federal Program \$0	State Program \$6,437
Total: \$8,473	

FY2024 Performance and Outcomes	
Total Participants Served:	20
Total Participants Completed:	Not reported
Total Participants Still Active:	Not reported
Total Participants Obtaining Credentials:	Not reported
Total Participants Entering Employment:	Not reported
Average Placement Wage:	Not reported
Average Cost Per Participant Served:	\$424
Total Unique Employers Benefited:	Not reported

FY2024 Participant Demographics

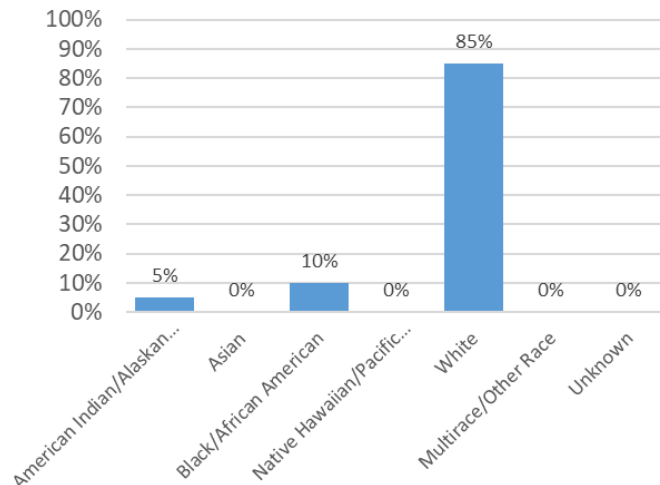
Gender



Ethnicity



Race



Notes:

RHODE ISLAND COLLEGE

ESL Listening, Speaking and Reading

Program Objective(s): RIC HUB's ESL Intensive classes are designed to improve student listening, speaking, and reading abilities for academic and professional purposes. Two levels are offered (High Beginner and Low Intermediate). Students earn 6.0 CEUs for 60 hours of instruction.

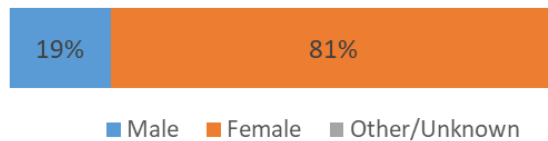
Target Population(s) Served: Unemployed/Underemployed Adult Youth Aged 14-24
 Individuals with Barriers to Employment Incumbent Workers Employers Other

FY2024 Expenditures	
Federal Administrative \$0	State Administrative \$39,248
Federal Program \$0	State Program \$82,794
Total: \$122,042	

FY2024 Performance and Outcomes	
Total Participants Served:	188
Total Participants Completed:	Not reported
Total Participants Still Active:	Not reported
Total Participants Obtaining Credentials:	Not reported
Total Participants Entering Employment:	Not reported
Average Placement Wage:	Not reported
Average Cost Per Participant Served:	\$649
Total Unique Employers Benefited:	Not reported

FY2024 Participant Demographics

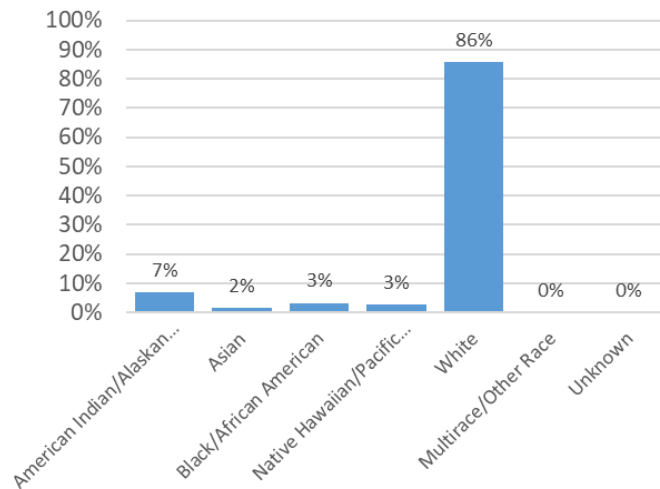
Gender



Ethnicity



Race



Notes:

RHODE ISLAND COLLEGE

Certificate of Continuing Study in ESL

Contextualized IT Support

Program Objective(s): The ESL Contextualized IT Support certificate provided contextualized ESL for IT instruction for credit alongside IT Foundations and IT Fundamentals training for CEUs over 2 semesters. Students prepared to take the CompTIA certification, a nationally recognized industry certification.

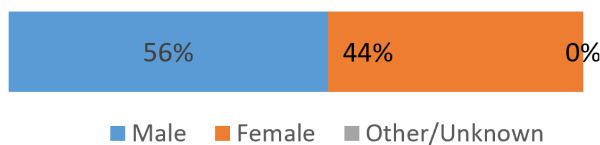
Target Population(s) Served: Unemployed/Underemployed Adult Youth Aged 14-24
 Individuals with Barriers to Employment Incumbent Workers Employers Other

FY2024 Expenditures	
Federal Administrative \$8,339	State Administrative \$0
Federal Program \$88,965	State Program \$0
Total: \$97,305	

FY2024 Performance and Outcomes	
Total Participants Served:	18
Total Participants Completed:	Not reported
Total Participants Still Active:	Not reported
Total Participants Obtaining Credentials:	Not reported
Total Participants Entering Employment:	Not reported
Average Placement Wage:	Not reported
Average Cost Per Participant Served:	\$5,406
Total Unique Employers Benefited:	Not reported

FY2024 Participant Demographics

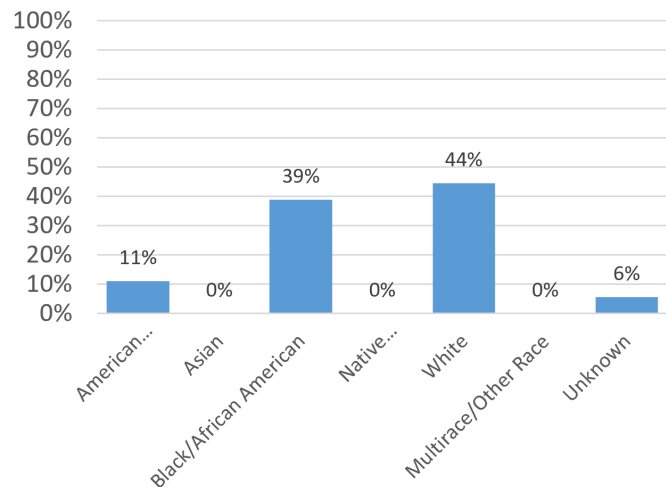
Gender



Ethnicity



Race



Notes:

RHODE ISLAND COLLEGE

Certificate of Continuing Study in Bookkeeping and Accounting (WOC)

Program Objective(s): The CCS Bookkeeping and Accounting program prepares students for entry level clerical and bookkeeping positions such as accounting clerk, posting clerk, accounts receivable clerk, payroll clerk, or bookkeeper. Students earn 2.4 CEUs for 240 hours of instruction and an internship in an industry setting.

Target Population(s) Served: Unemployed/Underemployed Adult Youth Aged 14-24
 Individuals with Barriers to Employment Incumbent Workers Employers Other

FY2024 Expenditures	
Federal Administrative \$0	State Administrative \$32,665
Federal Program \$0	State Program \$51,740
Total: \$84,405	

FY2024 Performance and Outcomes	
Total Participants Served:	18
Total Participants Completed:	16
Total Participants Still Active:	4
Total Participants Obtaining Credentials:	16
Total Participants Entering Employment:	10
Average Placement Wage:	\$21
Average Cost Per Participant Served:	\$4,689
Total Unique Employers Benefited:	10

FY2024 Participant Demographics

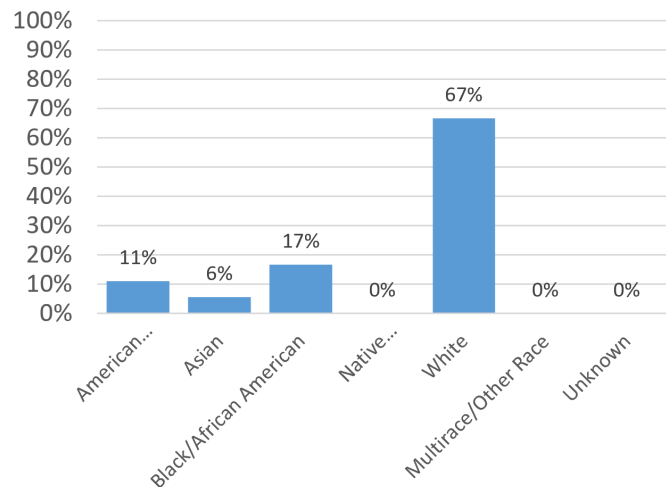
Gender



Ethnicity



Race



Notes:

This program crossed into FY25; 10 students are employed, 2 are enrolled full-time into a bachelor's program, and 4 are still interviewing.

RHODE ISLAND COLLEGE

Certificate of Continuing Study in Bookkeeping and Accounting (WEC)

Program Objective(s): The CCS Bookkeeping and Accounting program prepares students for entry level clerical and bookkeeping positions such as accounting clerk, posting clerk, accounts receivable clerk, payroll clerk, or bookkeeper. Students earn 2.4 CEUs for 240 hours of instruction and an internship in an industry setting.

Target Population(s) Served: Unemployed/Underemployed Adult Youth Aged 14-24
 Individuals with Barriers to Employment Incumbent Workers Employers Other

FY2024 Expenditures	
Federal Administrative \$0	State Administrative \$25,867
Federal Program \$0	State Program \$55,656
Total: \$81,523	

FY2024 Performance and Outcomes	
Total Participants Served:	14
Total Participants Completed:	11
Total Participants Still Active:	Not reported
Total Participants Obtaining Credentials:	11
Total Participants Entering Employment:	8
Average Placement Wage:	\$21
Average Cost Per Participant Served:	\$5,823
Total Unique Employers Benefited:	8

FY2024 Participant Demographics

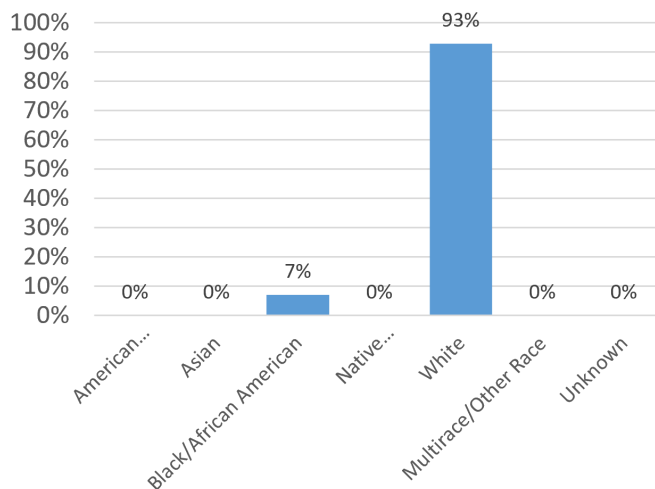
Gender



Ethnicity



Race



Notes:



DEPARTMENT OF LABOR & TRAINING

GOVERNOR'S WORKFORCE BOARD

Work Immersion

Program Objective(s): Work Immersion is an internship support program available to Rhode Island employers. It was established pursuant to Rhode Island General Law § 42-102-11 and is designed to boost the employment prospects of new and returning workers (i.e., eligible students and unemployed or underemployed adults) through meaningful paid work experiences. It provides a 50% or 75% reimbursement for wages paid to eligible participants.

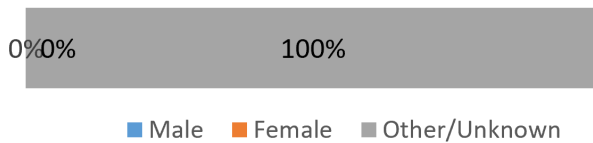
Target Population(s) Served: Unemployed/Underemployed Adult Youth Aged 14-24
 Individuals with Barriers to Employment Incumbent Workers Employers Other

FY2024 Expenditures	
Federal Administrative \$0	State Administrative \$0
Federal Program \$0	State Program \$1,195,151
Total: \$1,195,151	

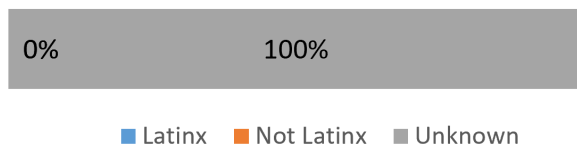
FY2024 Performance and Outcomes	
Total Participants Served:	376
Total Participants Completed:	367
Total Participants Still Active:	0
Total Participants Obtaining Credentials:	NA
Total Participants Entering Employment:	376
Average Placement Wage:	Not reported
Average Cost Per Participant Served:	\$3,179
Total Unique Employers Benefited:	146

FY2024 Participant Demographics

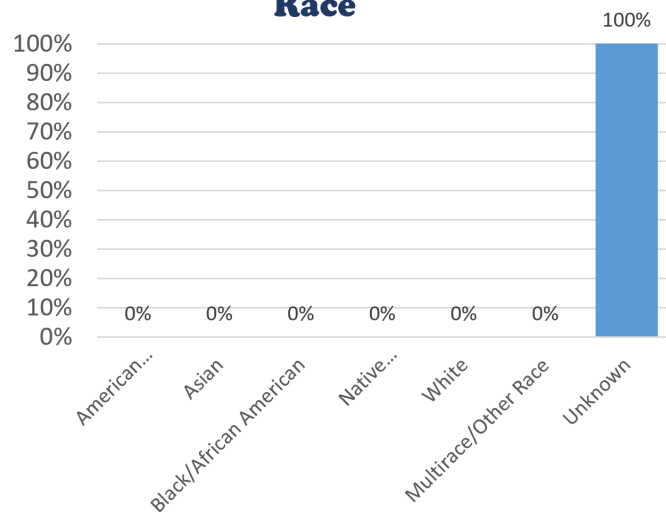
Gender



Ethnicity



Race



Notes:



DEPARTMENT OF LABOR & TRAINING

GOVERNOR'S WORKFORCE BOARD

Incumbent Worker Training Grants

Program Objective(s): The Incumbent Worker Training Grant Program is designed to help employers remain competitive and help workers maintain and advance in their careers. It provides a 50% or 75% reimbursement for eligible costs on eligible training activities.

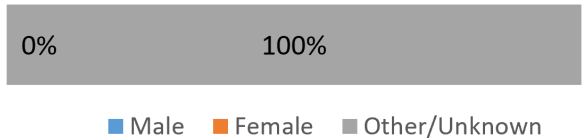
Target Population(s) Served: Unemployed/Underemployed Adult Youth Aged 14-24
 Individuals with Barriers to Employment Incumbent Workers Employers Other

FY2024 Expenditures	
Federal Administrative \$0	State Administrative \$0
Federal Program \$0	State Program \$979,975
Total: \$979,975	

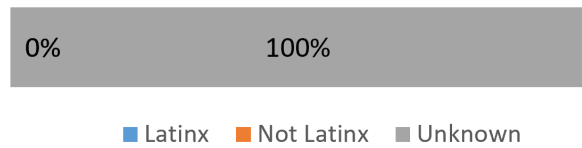
FY2024 Performance and Outcomes	
Total Participants Served:	3000
Total Participants Completed:	NA
Total Participants Still Active:	NA
Total Participants Obtaining Credentials:	NA
Total Participants Entering Employment:	NA
Average Placement Wage:	NA
Average Cost Per Participant Served:	\$327
Total Unique Employers Benefited:	143

FY2024 Participant Demographics

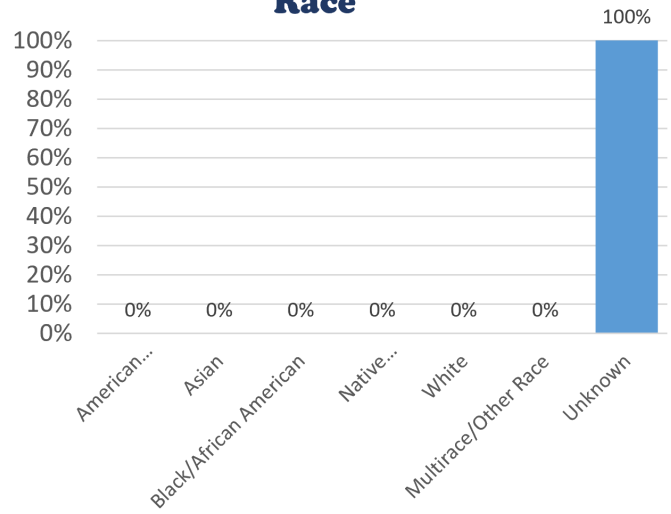
Gender



Ethnicity



Race



Notes:

Employers can be awarded more than one grant in the fiscal year and grants serve multiple employees.



DEPARTMENT OF LABOR & TRAINING

GOVERNOR'S WORKFORCE BOARD

Non-Trade Apprenticeship Expansion Grants

Program Objective(s): The program helps organizations pay for the design and development of new and innovative apprenticeship tracks by providing reimbursement for eligible planning activities and costs up to \$25,000.

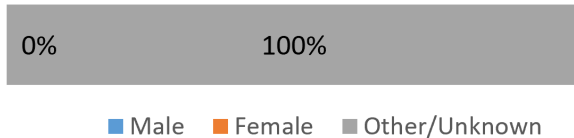
Target Population(s) Served: Unemployed/Underemployed Adult Youth Aged 14-24
 Individuals with Barriers to Employment Incumbent Workers Employers Other

FY2024 Expenditures	
Federal Administrative \$0	State Administrative \$0
Federal Program \$0	State Program \$58,365
Total: \$58,365	

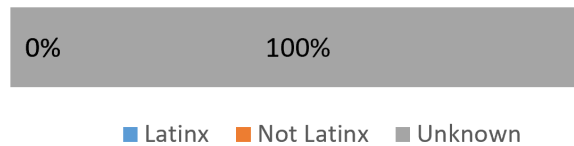
FY2024 Performance and Outcomes	
Total Participants Served:	66
Total Participants Completed:	Not reported
Total Participants Still Active:	Not reported
Total Participants Obtaining Credentials:	Not reported
Total Participants Entering Employment:	66
Average Placement Wage:	Not reported
Average Cost Per Participant Served:	\$884
Total Unique Employers Benefited:	26

FY2024 Participant Demographics

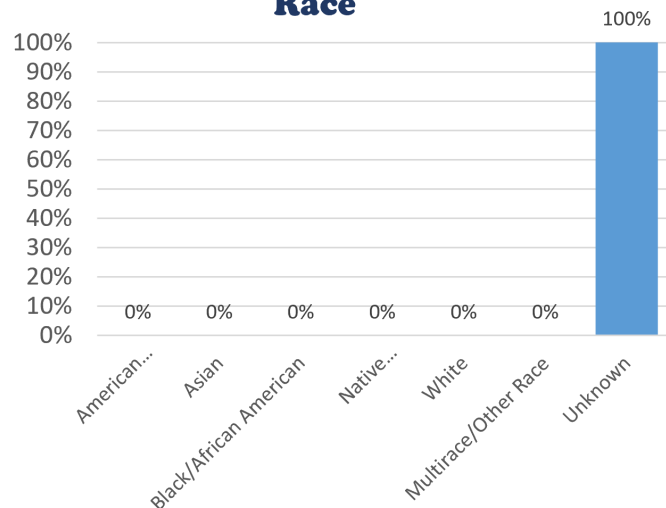
Gender



Ethnicity



Race



Notes:

26 employers utilized the program.



DEPARTMENT OF LABOR & TRAINING

GOVERNOR'S WORKFORCE BOARD

Workplace Accessibility Grant Program

Program Objective(s): The Workplace Accessibility Grant Program promotes employment and economic opportunity for individuals with disabilities through investment in accessible workplaces. It provides a 100% reimbursement for eligible costs up to \$5,000 per calendar year.

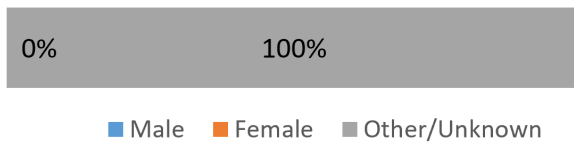
Target Population(s) Served: Unemployed/Underemployed Adult Youth Aged 14-24
 Individuals with Barriers to Employment Incumbent Workers Employers Other

FY2024 Expenditures	
Federal Administrative \$0	State Administrative \$0
Federal Program \$0	State Program \$27,956
Total: \$27,956	

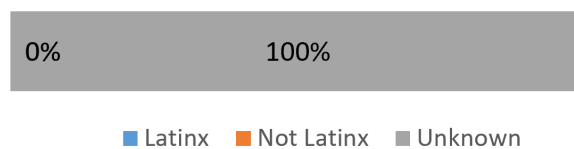
FY2024 Performance and Outcomes	
Total Participants Served:	4
Total Participants Completed:	NA
Total Participants Still Active:	NA
Total Participants Obtaining Credentials:	NA
Total Participants Entering Employment:	NA
Average Placement Wage:	NA
Average Cost Per Participant Served:	Not reported
Total Unique Employers Benefited:	4

FY2024 Participant Demographics

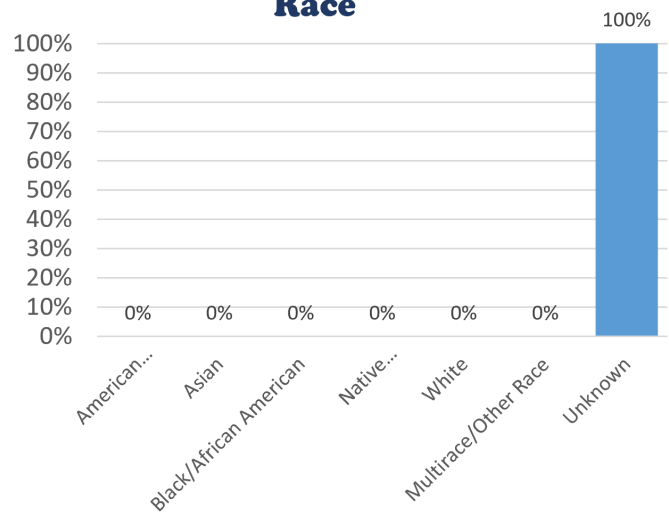
Gender



Ethnicity



Race



Notes:

Four employers utilized the program.



DEPARTMENT OF LABOR & TRAINING

GOVERNOR'S WORKFORCE BOARD

Nursing Facility Training Grants

Program Objective(s): The Nursing Facility Training Grant Program was established pursuant to Rhode Island General Laws § 23-17.5-36 and is designed to help licensed nursing facilities provide enhanced healthcare training for employees. It provides a 100% cost reimbursement for eligible costs on eligible training activities.

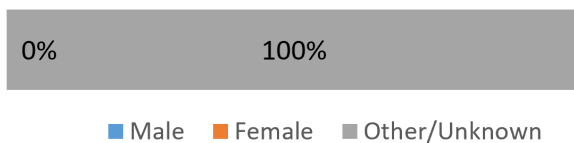
Target Population(s) Served: Unemployed/Underemployed Adult Youth Aged 14-24
 Individuals with Barriers to Employment Incumbent Workers Employers Other

FY2024 Expenditures	
Federal Administrative \$0	State Administrative \$0
Federal Program \$0	State Program \$312,081
Total: \$312,081	

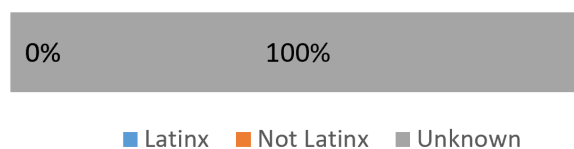
FY2024 Performance and Outcomes	
Total Participants Served:	230
Total Participants Completed:	NA
Total Participants Still Active:	NA
Total Participants Obtaining Credentials:	NA
Total Participants Entering Employment:	NA
Average Placement Wage:	NA
Average Cost Per Participant Served:	Not reported
Total Unique Employers Benefited:	6

FY2024 Participant Demographics

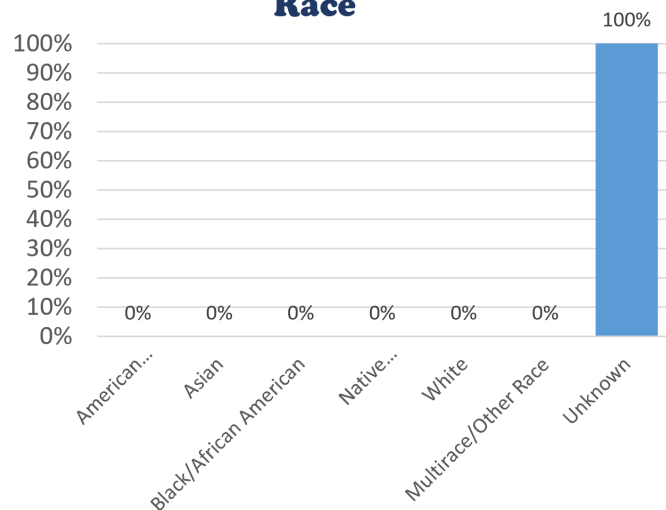
Gender



Ethnicity



Race



Notes:

Six licensed nursing facilities utilized the program.



DEPARTMENT OF LABOR & TRAINING

GOVERNOR'S WORKFORCE BOARD

Real Jobs RI

Program Objective(s): Real Jobs RI is a demand-driven workforce development initiative. Working with a network of employers, training providers, and community organizations, Real Jobs RI partnerships build workforce solutions that address industries' unique workforce challenges.

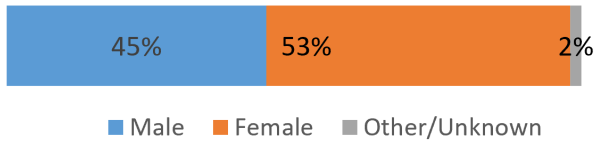
Target Population(s) Served: Unemployed/Underemployed Adult Youth Aged 14-24
 Individuals with Barriers to Employment Incumbent Workers Employers Other

FY2024 Expenditures	
Federal Administrative \$0	State Administrative \$0
Federal Program \$12,050,993	State Program \$10,339,284
Total: \$22,390,277	

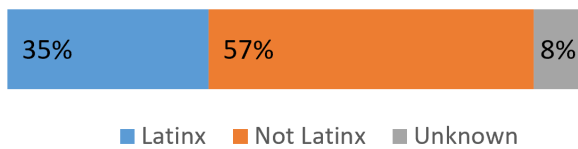
FY2024 Performance and Outcomes	
Total Participants Served:	7,192
Total Participants Completed:	5,527
Total Participants Still Active:	1,323
Total Participants Obtaining Credentials:	1,888
Total Participants Entering Employment:	2,027
Average Placement Wage:	\$41,524
Average Cost Per Participant Served:	\$3,113
Total Unique Employers Benefited:	1,084

FY2024 Participant Demographics

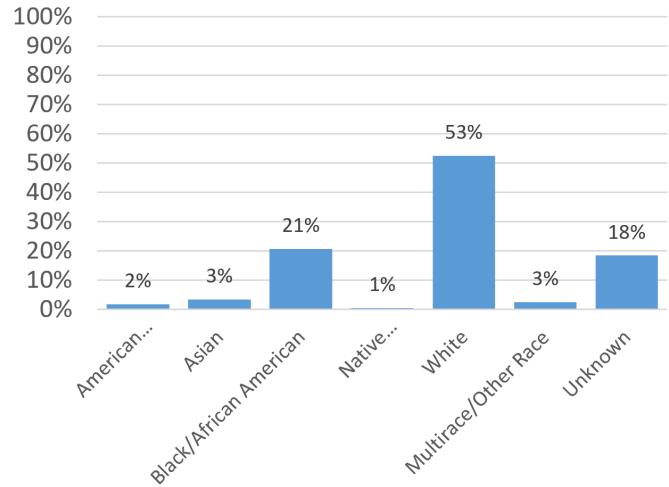
Gender



Ethnicity



Race



Notes:

In collaboration with DLT's Workforce Development Services division, Real Jobs RI served additional participants that are reported under the "Quest Grant Activities" program for WDS.



DEPARTMENT OF LABOR & TRAINING

GOVERNOR'S WORKFORCE BOARD

Real Skills for Youth

Program Objective(s): The goal of Real Skills for Youth is to prepare youth for success in college and/or career through meaningful career exposure and exploration of potential career paths and their on-ramps, skill-building with an emphasis on essential and professional skills and supported work-based learning experiences that allow participants to apply learning in a real-world setting.

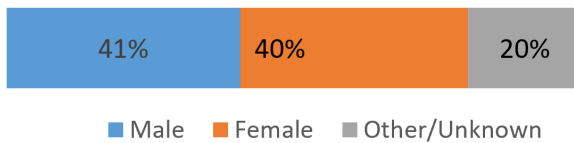
Target Population(s) Served: Unemployed/Underemployed Adult Youth Aged 14-24
 Individuals with Barriers to Employment Incumbent Workers Employers Other

FY2024 Expenditures	
Federal Administrative \$0	State Administrative \$0
Federal Program \$0	State Program \$2,972,851
Total: \$2,972,851	

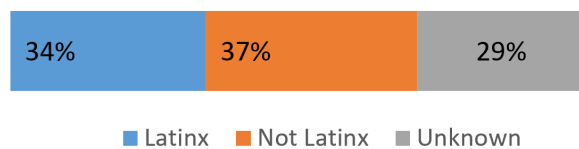
FY2024 Performance and Outcomes	
Total Participants Served:	1,921
Total Participants Completed:	1,478
Total Participants Still Active:	0
Total Participants Obtaining Credentials:	214
Total Participants Entering Employment:	NA
Average Placement Wage:	NA
Average Cost Per Participant Served:	\$139
Total Unique Employers Benefited:	NA

FY2024 Participant Demographics

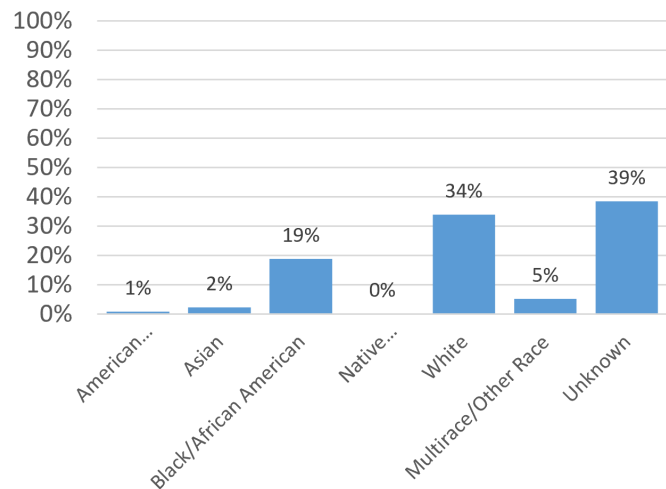
Gender



Ethnicity



Race



Notes:



DEPARTMENT OF LABOR & TRAINING

GOVERNOR'S WORKFORCE BOARD

PrepareRI: 8th Grade Career Exploration Fair

Program Objective(s): PrepareRI is run by an inter-agency task force consisting of staff from the Department of Education, the Office of the Postsecondary Commissioner, and the Governor's Workforce Board. The initiative consists of a variety of individual programs with the goal of preparing students for in-demand jobs.

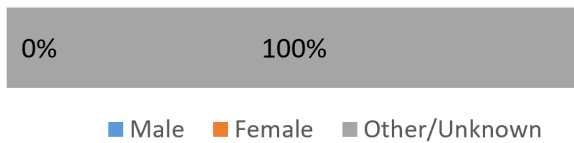
Target Population(s) Served: Unemployed/Underemployed Adult Youth Aged 14-24
 Individuals with Barriers to Employment Incumbent Workers Employers Other

FY2024 Expenditures	
Federal Administrative \$0	State Administrative \$0
Federal Program \$0	State Program \$267,087
Total: \$267,087	

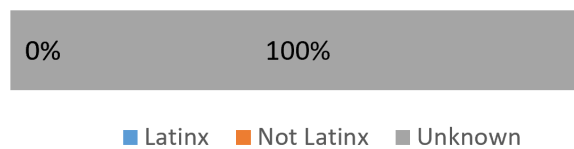
FY2024 Performance and Outcomes	
Total Participants Served:	4,500
Total Participants Completed:	4,500
Total Participants Still Active:	0
Total Participants Obtaining Credentials:	NA
Total Participants Entering Employment:	NA
Average Placement Wage:	NA
Average Cost Per Participant Served:	\$273
Total Unique Employers Benefited:	MA

FY2024 Participant Demographics

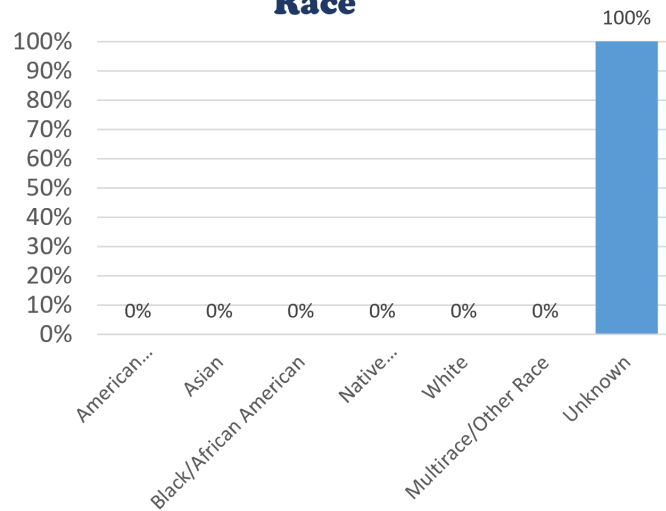
Gender



Ethnicity



Race



Notes:



DEPARTMENT OF LABOR & TRAINING

GOVERNOR'S WORKFORCE BOARD

PrepareRI: High School Summer Internship Program

Program Objective(s): The PrepareRI High School Summer Internship Program provides paid summer internships for high school juniors in Rhode Island each year. The Governor's Workforce Board is the primary funder of this program and has contracted with Skills for Rhode Island's Future to administer it.

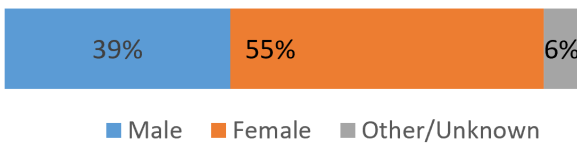
Target Population(s) Served: Unemployed/Underemployed Adult Youth Aged 14-24
 Individuals with Barriers to Employment Incumbent Workers Employers Other

FY2024 Expenditures	
Federal Administrative \$0	State Administrative \$0
Federal Program \$0	State Program \$1,228,312
Total: \$1,228,312	

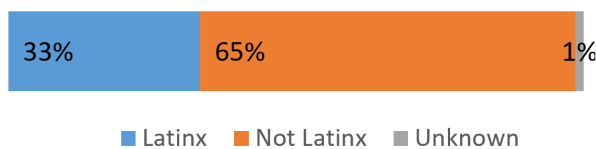
FY2024 Performance and Outcomes	
Total Participants Served:	354
Total Participants Completed:	339
Total Participants Still Active:	0
Total Participants Obtaining Credentials:	Not reported
Total Participants Entering Employment:	NA
Average Placement Wage:	NA
Average Cost Per Participant Served:	\$3,469
Total Unique Employers Benefited:	Not reported

FY2024 Participant Demographics

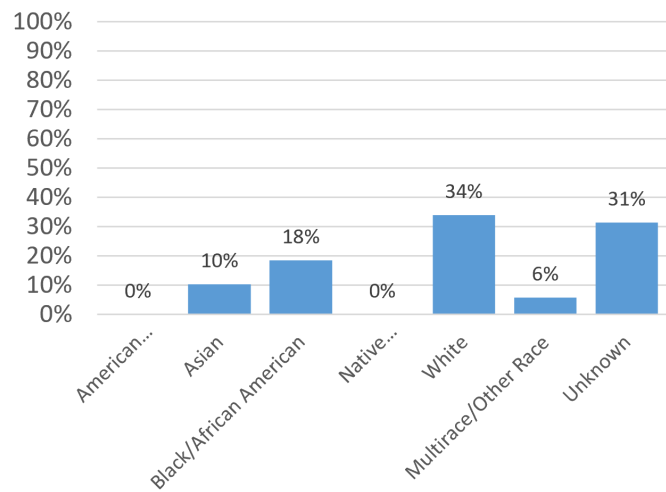
Gender



Ethnicity



Race



Notes:

Program Objective(s): Employer Services (referrals, posting job openings, job fairs, screening applicants)

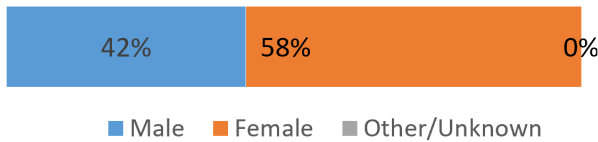
Target Population(s) Served: Unemployed/Underemployed Adult Youth Aged 14-24
 Individuals with Barriers to Employment Incumbent Workers Employers Other

FY2024 Expenditures	
Federal Administrative \$0	State Administrative \$0
Federal Program \$0	State Program \$4,000,000
Total: \$4,000,000	

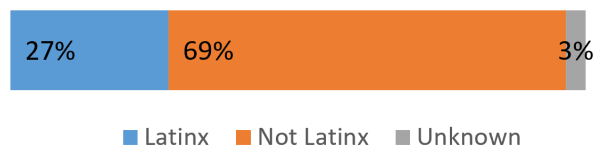
FY2024 Performance and Outcomes	
Total Participants Served:	262
Total Participants Completed:	0
Total Participants Still Active:	250
Total Participants Obtaining Credentials:	Not reported
Total Participants Entering Employment:	Not reported
Average Placement Wage:	Not reported
Average Cost Per Participant Served:	\$15,267
Total Unique Employers Benefited:	Not reported

FY2024 Participant Demographics

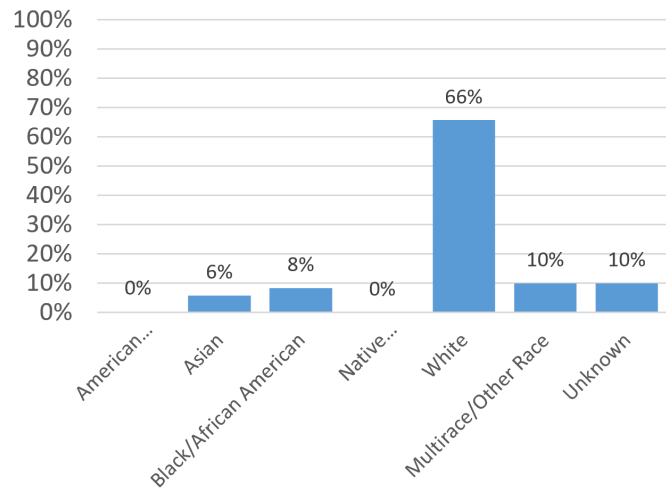
Gender



Ethnicity



Race



Notes:

Awards technically made in FY24, mature in FY27 and are given after each 1 year of service.

Page intentionally blank

Page intentionally blank



Governor's Workforce Board
Rhode Island
strategy • policy • funding • action